

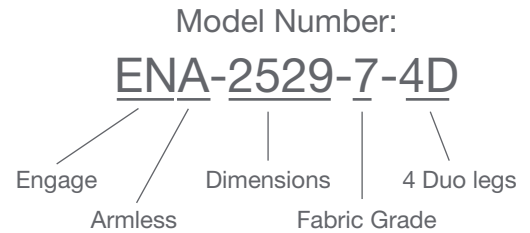
“How do I add finishes to...”

Engage Chairs

Select your desired Engage Chair from the mediatechnologies Engage Price sheet by model number.

Follow the Step-by-Step method to tell us how you want your Engage unit finished. Make sure you indicate your finish choice for each step below in your purchase order. We will list your choices as notes below each individual model number in your order acknowledgement.


To the right is a simple explanation of a mediatechnologies Engage model number.



Step 1: Select fabric for seat back.

Choose from our selection of fabrics.
See our selection of fabric choices at
<https://www.mediatechnologies.com/resources/fabrics>


Enter your selection on the “Seat Back Fabric” line on the last page of this designator.



Step 2: Select fabric for seat.

Choose from our selection of fabrics.
See our selection of fabric choices at
<https://www.mediatechnologies.com/resources/fabrics>

Enter your selection on the “Seat Fabric” line on the last page of this designator.



“How do I add finishes to...”

Engage Chairs


Step 3: Select fabric for arms, if applicable.

Choose from our selection of fabrics.

See our selection of fabric choices at

<https://www.mediatechnologies.com/resources/fabrics>

Enter your selection on the “Arm Fabric” line on the last page of this designator.



Step 4: Select leg style and wood veneer/Spray-On or powder coat finish, as applicable to chosen leg/base.

Note: Wood and Rocker Base receive wood veneer while post leg and Duo leg receive powder coat.)

Choose from our selection of finishes.

See our selection of finish choices at

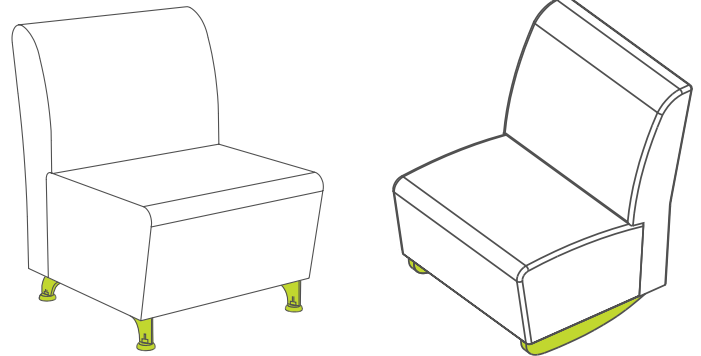
<https://www.mediatechnologies.com/resources/finishes>

Enter your selection on the “Leg Style” line on the last page of this designator.

-RB only available on EN-3029 & ENA-2529

Model Number Suffixes for Legs, Casters & Bases:

- 4C – 4 casters
- 4W – 4 oak post legs
- 2W – 2 wood, 2 casters
- 4S – 4 steel post legs
- 2S – 2 steel post, 2 casters
- 4D – 4 metal Duo legs
- 2D – 2 metal Duo legs, 2 casters
- RB – Rocker Base




Step 5: Select HPL for tablet worksurface, if applicable.

Choose from our selection of finishes.

See our selection of finish choices at

<https://www.mediatechnologies.com/resources/finishes>

Enter your selection on the “Work Surface HPL” line on the last page of this designator.



“How do I add finishes to...”

Engage Chairs


Step 6: Select PVC for tablet worksurface edge, if applicable.

Choose from our selection of finishes.

See our selection of finish choices at

<https://www.mediatechnologies.com/resources/finishes>

Enter your selection on the “Work Surface PVC” line on the last page of this designator.



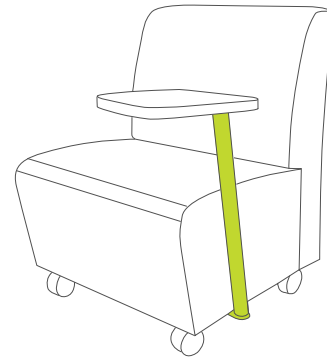
Step 7: Select powder coat for tablet arm, if applicable.

Choose from our selection of finishes.

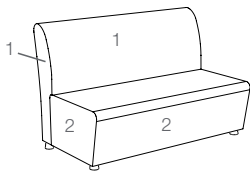
See our selection of finish choices at

<https://www.mediatechnologies.com/resources/finishes>

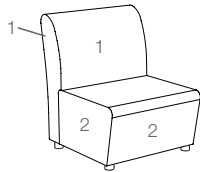
Enter your selection on the “Tablet Arm Powder Coat” line on the last page of this designator.



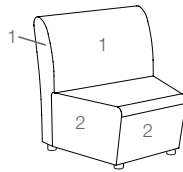
Engage Jr. Follow Step 1 & Step 2 for Engage Jr. models.



ENAJ-4829



ENAJ-2529



ENAWJ-3035

***COM Yardage:**

EN-3029
ENL-2829
ENR-2829
ENA-2529
ENATR-2529
ENAW-3035
EN-5329
ENL-5129
ENR-5129
ENA-4829
ENAJ-2529
ENAWJ-3035
ENAJ-4829

Back:

1.25 yd
1.25 yd
1.25 yd
1.25 yd
1.25 yd
1.75 yd
2.5 yd
2.5 yd
2.5 yd
2.5 yd
1.25 yd
1.75 yd
2.5 yd

Seat:


1.25 yd
1.25 yd
1.25 yd
1.25 yd
1.25 yd
1.25 yd
2 yd
2 yd
2 yd
2 yd
1.25 yd
1.25 yd
2 yd

Arm(s):

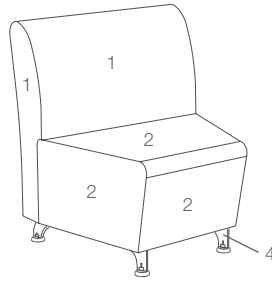
2.5 yd
1.25 yd
1.25 yd
N/A
N/A
N/A
2.5 yd
1.25 yd
1.25 yd
N/A
N/A
N/A
N/A

“How do I add finishes to...”

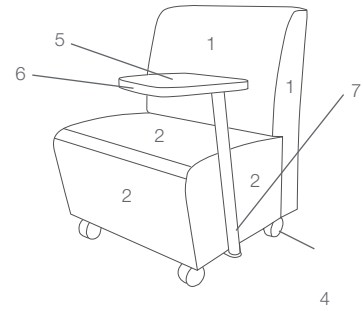
Engage Chairs




Engage Armless
ENA-2529-4S



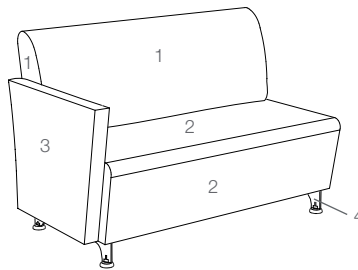
Engage Wedge
ENAW-3035-4D



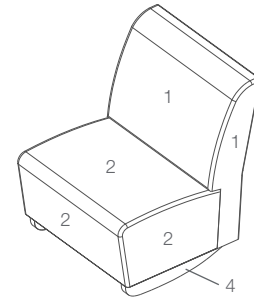
Engage Tablet Arm
ENATL-2529-4C



Engage w/ Arms
EN-3029-4D



Engage Sofa w/ Right Arm
ENR-5129-4D



Engage Armless Rocker Base
ENA-2529-RB

Job:

Model Number:

Fabric/Finish Schedule:

1 Seat Back Fabric: _____

2 Seat Fabric: _____

3 Arm Fabric, if applicable: _____

4 Leg/Base Style: 4D 4S 4W 4C
 2D 2S 2W RB **Leg/Base Finish (as applicable):** _____

5 Work Surface HPL, if applicable: _____

6 PVC Edge, if applicable: _____

7 Tablet Arm Powder Coat, if applicable: _____

*COM yardage is based on single material. For multiple selections divide number of colors by total faces and factor up by 20%.