



PERSONAL TRAINER

Welcome to **transition**, a smart way to get the most out of your perimeter space. This guide is intended to help you understand what **transition** is and how **transition** works.

transition is a modular, track-mounted storage system that give you the flexibility to reconfigure each module as your needs change. Not only can you add modules, but you can reconfigure the nature of the modules you already have.

Put in perspective...in **elements_{bmt}**®, a shelving unit is always a shelving unit. With **transition**, the same shelving unit can be open storage, closed storage, drawers, lockers or markerboard. This leopard **CAN** change its spots.

You can begin with a “Starter” shelving unit kit and as many “Adder” kits as you need. You can move and remove shelves, add doors, drawers and/or marker boards – whatever you need. You can add new kits. It is totally repurpose-able. Because it’s track-mounted, it can all be relocated to another (track) location (*room, building, city, etc*).

This guide contains drawings, diagrams, examples and a pricer to help you configure and define your transition needs.

“Vertical Height of Starter & Adder Shelf Unit Kits” shows the variety of base unit and upper unit kits by height and also indicates door handle locations and drawers.

“Starter and Adder Unit Widths” indicates the variety of widths available for all base and upper units. *Add 2” for starters and 1” for each adder for the end panels.*

“Starter & Adder Unit Heights” shows the available height of each base and upper unit in relationship to the upper and lower track.

***It is important to understand that each Starter and Adder kit is available in both 13” and 19” depths!**

“Base & Upper Doors” and **“Base (Tall) Doors”** indicate the sizes of each of the available doors. *...get the idea?*

“Drawers” indicates the height and width of the available drawers. **Drawers are available in 13” and 19” depths!**

“Marker Boards” indicates the height and width of the... *C’mon, really? You get it, right? Does somebody really have to tell you that take-out coffee is hot? Of course not! You’re smart, right? Just look at the examples on the “Examples” page. No problem, right?*

OK, I gave you a blank grid sheet to draw out ideas. Print a new one each time or make copies. *Did I really have to tell you that? ...I didn’t think so.* All the kits and accessories are in the price sheets. There’s even an à la carte (à la Parts) component list that includes all the stuff in the kits and a few other things like locker shelves with hooks, shelving for inside and outside corners, longer marker board track, and the like.

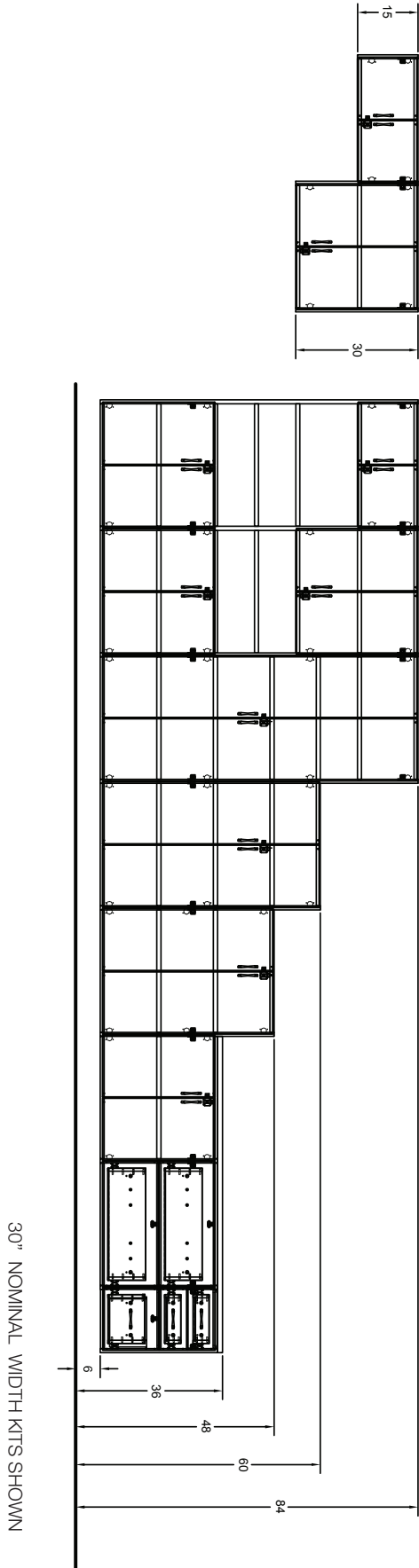
There are a few “gotchas” to look out for...



1. Add 2” to the published shelf width (*model number*) for starters and 1” to each adder for the end panels.
2. You will always need 1 less marker board than you have units. For example: If you have three 30” units, you can use one or two 30” marker boards – NOT three.
3. Marker boards are ALWAYS located at the top
4. Make sure your drawers and doors fit your unit space and shelf space.
5. Upper doors can be located at the top or in the middle – NOT at the bottom
6. Base doors can be located at the bottom or in the middle – NOT at the top
7. Doors and drawers CANNOT be located in the shelf space directly beneath Marker Boards
8. There are some items that cannot be located directly above or below one another. *You’ll figure it out.*

transition is very flexible. Yeah, some intelligence is required, but we assume that is included as “standard equipment” for our sales people and customers. After all, you made the **mediatechnologies** choice, right?


VERTICAL HEIGHT OF STARTER & ADDER SHELF UNIT KITS



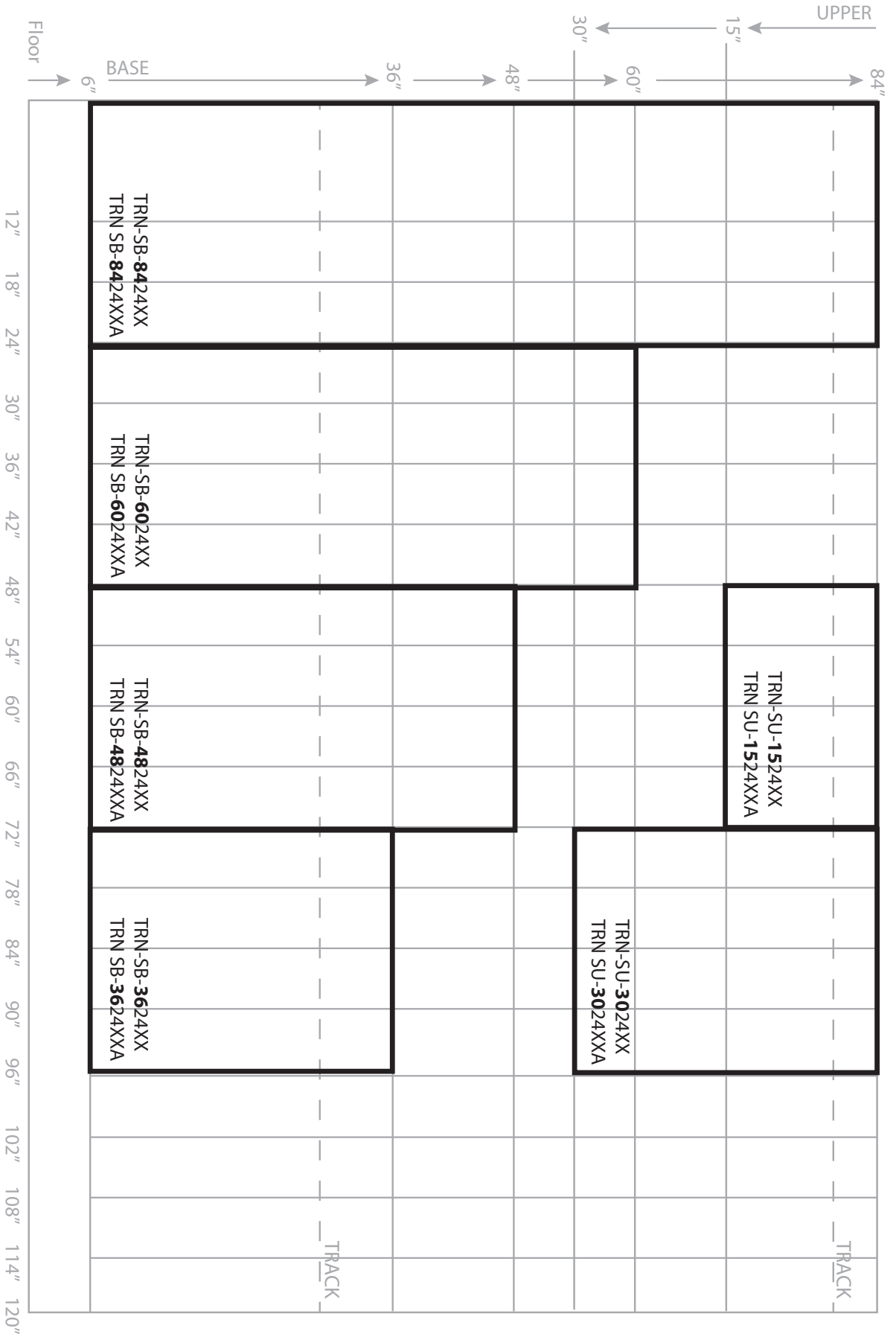
30" NOMINAL WIDTH KITS SHOWN

STARTER & ADDER UNIT WIDTHS

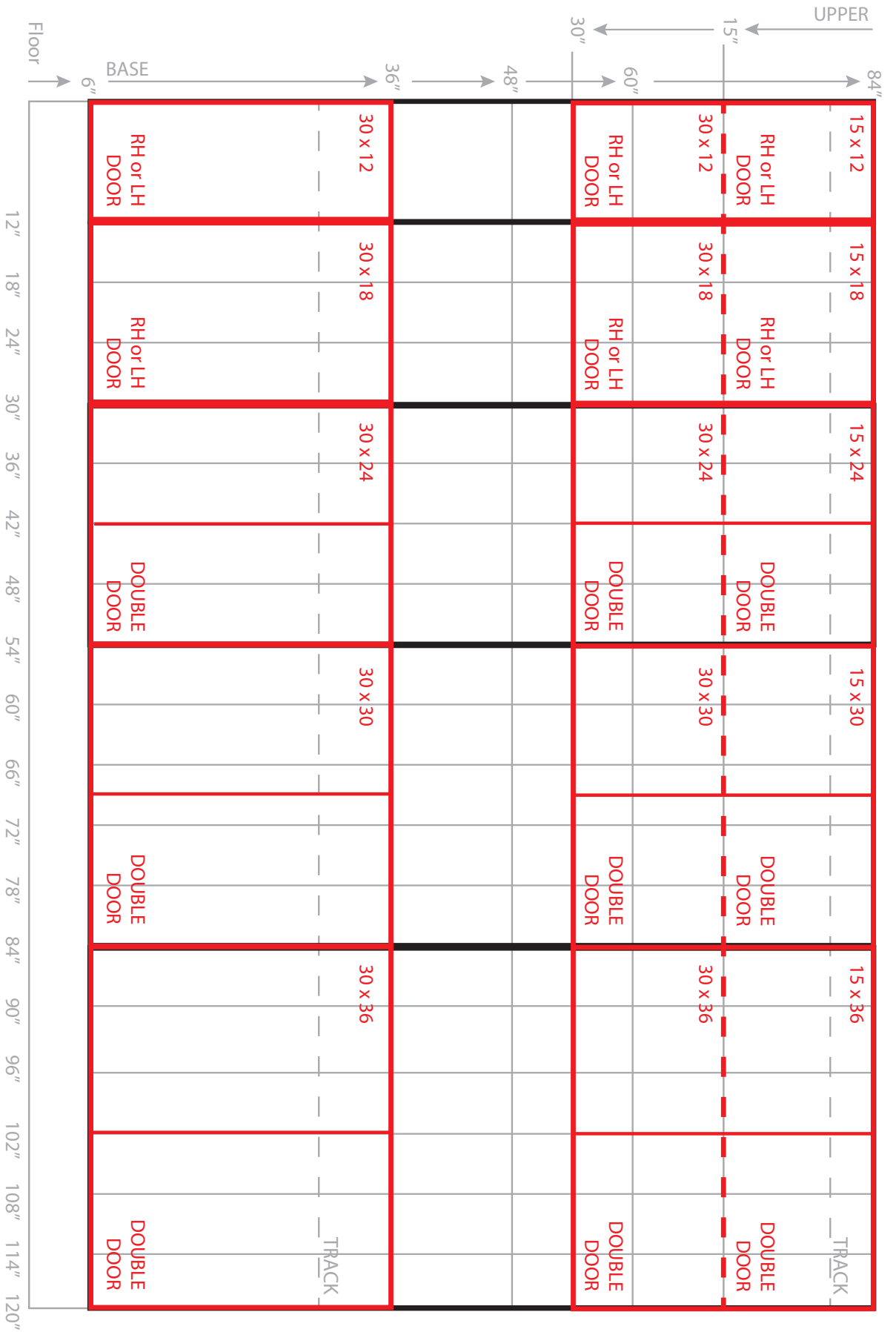
In the model numbers below:
The **BOLD** number represents the interior dimension - the shelf width. For outside dimension, add 2" for a starter and 1" for each adder to account for end panels.




STARTER & ADDER UNIT HEIGHTS



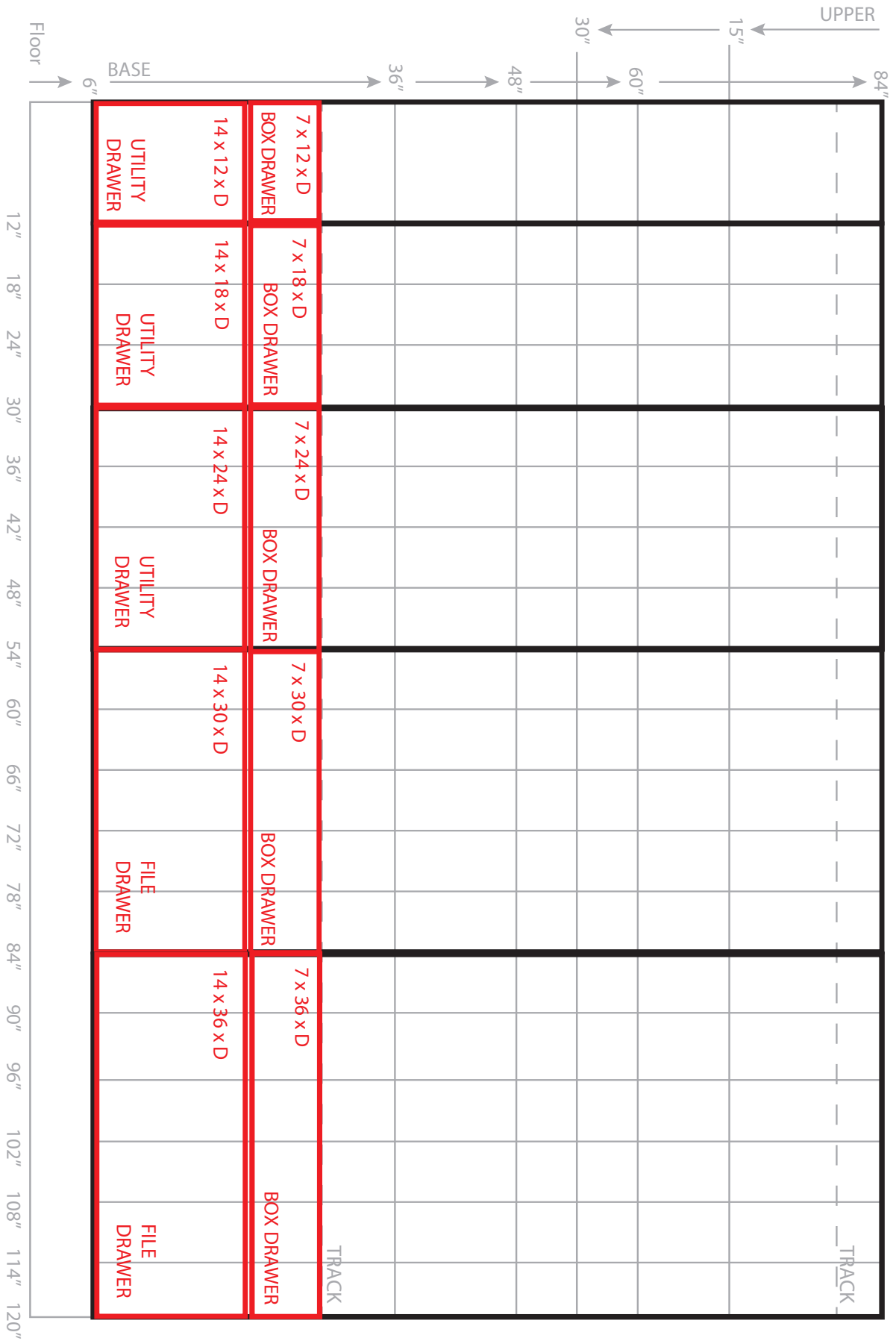
BASE & UPPER DOORS






BASE (TALL) DOORS

DRAWERS





Storage Space...



(1) 84" x 30" x 19" Starter Unit
(2) 84" x 30" x 19" Adder Units

...becomes Teaching Space



...Now add (2) 42" x 30" Marker Boards

...becomes Work Space



...Now remove marker boards and 4 shelves and add a work surface shelf.

Start with Open Storage...



(2) 84" x 24" x 19" Starter Units
(1) 36" x 24" x 19" Starter Unit
(1) 36" x 24" x 19" Adder Unit

...you can add Drawers



...Now add (2) 14" x 24" x 19" Utility Drawers

...or add Doors...or...



...Now remove drawers and add (2) 30" x 24" Double Doors

Create Storage and Locker Space




(1) 84" x 12" x 19" Starter Unit
(7) 84" x 12" x 19" Adder Units
(7) 12" x 19" Locker Shelves w Hooks

EXPAND
and Customize

Expand or customize with more kits or items from the "à la Parts" list.

TRANSITION LAYOUT GRID



| Upper Shelving Starter/Adder 13" Depth | | | | |
|--|--|---|------|------------|
| Model Number | Description | Notes | Wt | List Price |
| 15" Height Upper Shelving Kits | | | | |
| 12" Width | | | | |
| TRN-SU-151213-T | Transition 15 x 12 x 13 Upper Starter Unit | Transition Upper Starter Shelving Unit 15"H x 14"W x 13"D, includes 2 fixed cam adjustable shelves - (mounting track sold separately) | 20.2 | \$180.00 |
| TRN-SU-151213A-T | Transition 15 x 12 x 13 Upper Adder Unit | Transition Upper Adder Shelving Unit 15"H x 13"W x 13"D, includes 2 fixed cam adjustable shelves - (mounting track sold separately) | 14.6 | \$129.00 |
| 18" Width | | | | |
| TRN-SU-151813-T | Transition 15 x 18 x 13 Upper Starter Unit | Transition Upper Starter Shelving Unit 15"H x 20"W x 13"D, includes 2 fixed cam adjustable shelves - (mounting track sold separately) | 24.2 | \$186.00 |
| TRN-SU-151813A-T | Transition 15 x 18 x 13 Upper Adder Unit | Transition Upper Adder Shelving Unit 15"H x 19"W x 13"D, includes 2 fixed cam adjustable shelves - (mounting track sold separately) | 18.6 | \$135.00 |
| 24" Width | | | | |
| TRN-SU-152413-T | Transition 15 x 24 x 13 Upper Starter Unit | Transition Upper Starter Shelving Unit 15"H x 26"W x 13"D, includes 2 fixed cam adjustable shelves - (mounting track sold separately) | 29.2 | \$196.00 |
| TRN-SU-152413A-T | Transition 15 x 24 x 13 Upper Adder Unit | Transition Upper Adder Shelving Unit 15"H x 25"W x 13"D, includes 2 fixed cam adjustable shelves - (mounting track sold separately) | 23.6 | \$145.00 |
| 30" Width | | | | |
| TRN-SU-153013-T | Transition 15 x 30 x 13 Upper Starter Unit | Transition Upper Starter Shelving Unit 15"H x 32"W x 13"D, includes 2 fixed cam adjustable shelves - (mounting track sold separately) | 35.8 | \$208.00 |
| TRN-SU-153013A-T | Transition 15 x 30 x 13 Upper Adder Unit | Transition Upper Adder Shelving Unit 15"H x 31"W x 13"D, includes 2 fixed cam adjustable shelves - (mounting track sold separately) | 30.2 | \$157.00 |
| 36" Width | | | | |
| TRN-SU-153613-T | Transition 15 x 36 x 13 Upper Starter Unit | Transition Upper Starter Shelving Unit 15"H x 39"W x 13"D, includes 2 fixed cam adjustable shelves - (mounting track sold separately) | 37.2 | \$212.00 |
| TRN-SU-153613A-T | Transition 15 x 36 x 13 Upper Adder Unit | Transition Upper Adder Shelving Unit 15"H x 37"W x 13"D, includes 2 fixed cam adjustable shelves - (mounting track sold separately) | 31.6 | \$161.00 |
| 30" Height Upper Shelving Kits | | | | |
| 12" Width | | | | |
| TRN-SU-301213-T | Transition 30 x 12 x 13 Upper Starter Unit | Transition Upper Starter Shelving Unit 30"H x 14"W x 13"D, includes 2 fixed & 1 tab cam adjustable shelves - (mounting track sold separately) | 36.5 | \$246.00 |
| TRN-SU-301213A-T | Transition 30 x 12 x 13 Upper Adder Unit | Transition Upper Adder Shelving Unit 30"H x 13"W x 13"D, includes 2 fixed & 1 tab cam adjustable shelves - (mounting track sold separately) | 25 | \$174.00 |
| 18" Width | | | | |
| TRN-SU-301813-T | Transition 30 x 18 x 13 Upper Starter Unit | Transition Upper Starter Shelving Unit 30"H x 20"W x 13"D, includes 2 fixed & 1 tab cam adjustable shelves - (mounting track sold separately) | 42.5 | \$255.00 |
| TRN-SU-301813A-T | Transition 30 x 18 x 13 Upper Adder Unit | Transition Upper Adder Shelving Unit 30"H x 19"W x 13"D, includes 2 fixed & 1 tab cam adjustable shelves - (mounting track sold separately) | 31 | \$183.00 |
| 24" Width | | | | |
| TRN-SU-302413-T | Transition 30 x 24 x 13 Upper Starter Unit | Transition Upper Starter Shelving Unit 30"H x 26"W x 13"D, includes 2 fixed & 1 tab cam adjustable shelves - (mounting track sold separately) | 50 | \$270.00 |
| TRN-SU-302413A-T | Transition 30 x 24 x 13 Upper Adder Unit | Transition Upper Adder Shelving Unit 30"H x 25"W x 13"D, includes 2 fixed & 1 tab cam adjustable shelves - (mounting track sold separately) | 38.5 | \$198.00 |
| 30" Width | | | | |
| TRN-SU-303013-T | Transition 30 x 30 x 13 Upper Starter Unit | Transition Upper Starter Shelving Unit 30"H x 32"W x 13"D, includes 2 fixed & 1 tab cam adjustable shelves - (mounting track sold separately) | 59.9 | \$288.00 |
| TRN-SU-303013A-T | Transition 30 x 30 x 13 Upper Adder Unit | Transition Upper Adder Shelving Unit 30"H x 31"W x 13"D, includes 2 fixed & 1 tab cam adjustable shelves - (mounting track sold separately) | 48.4 | \$216.00 |
| 36" Width | | | | |
| TRN-SU-303613-T | Transition 30 x 36 x 13 Upper Starter Unit | Transition Upper Starter Shelving Unit 30"H x 38"W x 13"D, includes 2 fixed & 1 tab cam adjustable shelves - (mounting track sold separately) | 62 | \$294.00 |
| TRN-SU-303613A-T | Transition 30 x 36 x 13 Upper Adder Unit | Transition Upper Adder Shelving Unit 30"H x 37"W x 13"D, includes 2 fixed & 1 tab cam adjustable shelves - (mounting track sold separately) | 50.5 | \$222.00 |

| Upper Shelving Starter/Adder 19" Depth | | | | |
|--|--|---|------|------------|
| Model Number | Description | Notes | Wt | List Price |
| 15" Height Upper Shelving Kits | | | | |
| 12" Width | | | | |
| TRN-SU-151219-T | Transition 15 x 12 x 19 Upper Starter Unit | Transition Upper Starter Shelving Unit 15"H x 14"W x 19"D, includes 2 fixed cam adjustable shelves - (mounting track sold separately) | 24.6 | \$232.00 |
| TRN-SU-151219A-T | Transition 15 x 12 x 19 Upper Adder Unit | Transition Upper Adder Shelving Unit 15"H x 13"W x 19"D, includes 2 fixed cam adjustable shelves - (mounting track sold separately) | 19 | \$167.00 |
| 18" Width | | | | |
| TRN-SU-151819-T | Transition 15 x 18 x 19 Upper Starter Unit | Transition Upper Starter Shelving Unit 15"H x 20"W x 19"D, includes 2 fixed cam adjustable shelves - (mounting track sold separately) | 30.4 | \$242.00 |
| TRN-SU-151819A-T | Transition 15 x 18 x 19 Upper Adder Unit | Transition Upper Adder Shelving Unit 15"H x 19"W x 19"D, includes 2 fixed cam adjustable shelves - (mounting track sold separately) | 24.8 | \$177.00 |
| 24" Width | | | | |
| TRN-SU-152419-T | Transition 15 x 24 x 19 Upper Starter Unit | Transition Upper Starter Shelving Unit 15"H x 26"W x 19"D, includes 2 fixed cam adjustable shelves - (mounting track sold separately) | 37.8 | \$248.00 |
| TRN-SU-152419A-T | Transition 15 x 24 x 19 Upper Adder Unit | Transition Upper Adder Shelving Unit 15"H x 25"W x 19"D, includes 2 fixed cam adjustable shelves - (mounting track sold separately) | 32.2 | \$183.00 |
| 30" Width | | | | |
| TRN-SU-153019-T | Transition 15 x 30 x 19 Upper Starter Unit | Transition Upper Starter Shelving Unit 15"H x 32"W x 19"D, includes 2 fixed cam adjustable shelves - (mounting track sold separately) | 47.4 | \$262.00 |
| TRN-SU-153019A-T | Transition 15 x 30 x 19 Upper Adder Unit | Transition Upper Adder Shelving Unit 15"H x 31"W x 19"D, includes 2 fixed cam adjustable shelves - (mounting track sold separately) | 41.8 | \$197.00 |
| 36" Width | | | | |
| TRN-SU-153619-T | Transition 15 x 36 x 19 Upper Starter Unit | Transition Upper Starter Shelving Unit 15"H x 38"W x 19"D, includes 2 fixed cam adjustable shelves - (mounting track sold separately) | 52.2 | \$272.00 |
| TRN-SU-153619A-T | Transition 15 x 36 x 19 Upper Adder Unit | Transition Upper Adder Shelving Unit 15"H x 37"W x 19"D, includes 2 fixed cam adjustable shelves - (mounting track sold separately) | 46.6 | \$207.00 |
| 30" Height Upper Shelving Kits | | | | |
| 12" Width | | | | |
| TRN-SU-301219-T | Transition 30 x 12 x 19 Upper Starter Unit | Transition Upper Starter Shelving Unit 30"H x 14"W x 19"D, includes 2 fixed & 1 tab cam adjustable shelves - (mounting track sold separately) | 43.1 | \$317.00 |
| TRN-SU-301219A-T | Transition 30 x 12 x 19 Upper Adder Unit | Transition Upper Adder Shelving Unit 30"H x 13"W x 19"D, includes 2 fixed & 1 tab cam adjustable shelves - (mounting track sold separately) | 31.6 | \$227.00 |
| 18" Width | | | | |
| TRN-SU-301819-T | Transition 30 x 18 x 19 Upper Starter Unit | Transition Upper Starter Shelving Unit 30"H x 20"W x 19"D, includes 2 fixed & 1 tab cam adjustable shelves - (mounting track sold separately) | 51.8 | \$332.00 |
| TRN-SU-301819A-T | Transition 30 x 18 x 19 Upper Adder Unit | Transition Upper Adder Shelving Unit 30"H x 19"W x 19"D, includes 2 fixed & 1 tab cam adjustable shelves - (mounting track sold separately) | 40.3 | \$242.00 |
| 24" Width | | | | |
| TRN-SU-302419-T | Transition 30 x 24 x 19 Upper Starter Unit | Transition Upper Starter Shelving Unit 30"H x 26"W x 19"D, includes 2 fixed & 1 tab cam adjustable shelves - (mounting track sold separately) | 62.9 | \$335.00 |
| TRN-SU-302419A-T | Transition 30 x 24 x 19 Upper Adder Unit | Transition Upper Adder Shelving Unit 30"H x 25"W x 19"D, includes 2 fixed & 1 tab cam adjustable shelves - (mounting track sold separately) | 51.4 | \$245.00 |
| 30" Width | | | | |
| TRN-SU-303019-T | Transition 30 x 30 x 19 Upper Starter Unit | Transition Upper Starter Shelving Unit 30"H x 32"W x 19"D, includes 2 fixed & 1 tab cam adjustable shelves - (mounting track sold separately) | 77.3 | \$362.00 |
| TRN-SU-303019A-T | Transition 30 x 30 x 19 Upper Adder Unit | Transition Upper Adder Shelving Unit 30"H x 31"W x 19"D, includes 2 fixed & 1 tab cam adjustable shelves - (mounting track sold separately) | 65.8 | \$272.00 |
| 36" Width | | | | |
| TRN-SU-363619-T | Transition 36 x 36 x 19 Upper Starter Unit | Transition Upper Starter Shelving Unit 30"H x 38"W x 19"D, includes 2 fixed & 1 tab cam adjustable shelves - (mounting track sold separately) | 84.5 | \$377.00 |
| TRN-SU-363619A-T | Transition 36 x 36 x 19 Upper Adder Unit | Transition Upper Adder Shelving Unit 30"H x 37"W x 19"D, includes 2 fixed & 1 tab cam adjustable shelves - (mounting track sold separately) | 73 | \$287.00 |

| Base Shelving Starter/Adder 13" Depth | | | | |
|---------------------------------------|--------------------------------------|---|-------|------------|
| Model Number | Description | Notes | Wt | List Price |
| 84" Height Base Shelving Kits | | | | |
| 12" Width | | | | |
| TRN-SB-841213-T | Transition 84 x 12 x 13 Starter Unit | Transition Starter Shelving Unit 84" (floor to top of unit height) 78"H x 14"W x 13"D, includes 3 fixed & 4 tab cam adjustable shelves - (mounting track sold separately) | 95.3 | \$421.00 |
| TRN-SB-841213A-T | Transition 84 x 12 x 13 Adder Unit | Transition Adder Shelving Unit 84" (floor to top of unit height) 78"H x 13"W x 13"D, includes 3 fixed & 4 tab cam adjustable shelves - (mounting track sold separately) | 63.4 | \$309.00 |
| 18" Width | | | | |
| TRN-SB-841813-T | Transition 84 x 18 x 13 Starter Unit | Transition Starter Shelving Unit 84" (floor to top of unit height) 78"H x 20"W x 13"D, includes 3 fixed & 4 tab cam adjustable shelves - (mounting track sold separately) | 109.3 | \$494.00 |
| TRN-SB-841813A-T | Transition 84 x 18 x 13 Adder Unit | Transition Adder Shelving Unit 84" (floor to top of unit height) 78"H x 19"W x 13"D, includes 3 fixed & 4 tab cam adjustable shelves - (mounting track sold separately) | 77.4 | \$330.00 |
| 24" Width | | | | |
| TRN-SB-842413-T | Transition 84 x 24 x 13 Starter Unit | Transition Starter Shelving Unit 84" (floor to top of unit height) 78"H x 26"W x 13"D, includes 3 fixed & 4 tab cam adjustable shelves - (mounting track sold separately) | 126.8 | \$477.00 |
| TRN-SB-842413A-T | Transition 84 x 24 x 13 Adder Unit | Transition Adder Shelving Unit 84" (floor to top of unit height) 78"H x 25"W x 13"D, includes 3 fixed & 4 tab cam adjustable shelves - (mounting track sold separately) | 94.9 | \$365.00 |
| 30" Width | | | | |
| TRN-SB-843013-T | Transition 84 x 30 x 13 Starter Unit | Transition Starter Shelving Unit 84" (floor to top of unit height) 78"H x 32"W x 13"D, includes 3 fixed & 4 tab cam adjustable shelves - (mounting track sold separately) | 149.9 | \$519.00 |
| TRN-SB-843013A-T | Transition 84 x 30 x 13 Adder Unit | Transition Adder Shelving Unit 84" (floor to top of unit height) 78"H x 31"W x 13"D, includes 3 fixed & 4 tab cam adjustable shelves - (mounting track sold separately) | 118 | \$407.00 |
| 36" Width | | | | |
| TRN-SB-843613-T | Transition 84 x 36 x 13 Starter Unit | Transition Starter Shelving Unit 84" (floor to top of unit height) 78"H x 38"W x 13"D, includes 3 fixed & 4 tab cam adjustable shelves - (mounting track sold separately) | 161.1 | \$533.00 |
| TRN-SB-843613A-T | Transition 84 x 36 x 13 Adder Unit | Transition Adder Shelving Unit 84" (floor to top of unit height) 78"H x 37"W x 13"D, includes 3 fixed & 4 tab cam adjustable shelves - (mounting track sold separately) | 129.2 | \$421.00 |
| 60" Height Base Shelving Kits | | | | |
| 12" Width | | | | |
| TRN-SB-601213-T | Transition 60 x 12 x 13 Starter Unit | Transition Starter Shelving Unit 60" (floor to top of unit height) 54"H x 14"W x 13"D, includes 3 fixed & 2 tab cam adjustable shelves - (mounting track sold separately) | 66.7 | \$325.00 |
| TRN-SB-601213A-T | Transition 60 x 12 x 13 Adder Unit | Transition Adder Shelving Unit 60" (floor to top of unit height) 54"H x 13"W x 13"D, includes 3 fixed & 2 tab cam adjustable shelves - (mounting track sold separately) | 44.6 | \$234.00 |
| 18" Width | | | | |
| TRN-SB-601813-T | Transition 60 x 18 x 13 Starter Unit | Transition Starter Shelving Unit 60" (floor to top of unit height) 54"H x 20"W x 13"D, includes 3 fixed & 2 tab cam adjustable shelves - (mounting track sold separately) | 76.7 | \$340.00 |
| TRN-SB-601813A-T | Transition 60 x 18 x 13 Adder Unit | Transition Adder Shelving Unit 60" (floor to top of unit height) 54"H x 19"W x 13"D, includes 3 fixed & 2 tab cam adjustable shelves - (mounting track sold separately) | 54.6 | \$249.00 |
| 24" Width | | | | |
| TRN-SB-602413-T | Transition 60 x 24 x 13 Starter Unit | Transition Starter Shelving Unit 60" (floor to top of unit height) 54"H x 26"W x 13"D, includes 3 fixed & 2 tab cam adjustable shelves - (mounting track sold separately) | 89.2 | \$365.00 |
| TRN-SB-602413A-T | Transition 60 x 24 x 13 Adder Unit | Transition Adder Shelving Unit 60" (floor to top of unit height) 54"H x 25"W x 13"D, includes 3 fixed & 2 tab cam adjustable shelves - (mounting track sold separately) | 67.1 | \$274.00 |
| 30" Width | | | | |
| TRN-SB-603013-T | Transition 60 x 30 x 13 Starter Unit | Transition Starter Shelving Unit 60" (floor to top of unit height) 54"H x 32"W x 13"D, includes 3 fixed & 2 tab cam adjustable shelves - (mounting track sold separately) | 105.7 | \$395.00 |
| TRN-SB-603013A-T | Transition 60 x 30 x 13 Adder Unit | Transition Adder Shelving Unit 60" (floor to top of unit height) 54"H x 31"W x 13"D, includes 3 fixed & 2 tab cam adjustable shelves - (mounting track sold separately) | 83.6 | \$304.00 |
| 36" Width | | | | |
| TRN-SB-603613-T | Transition 60 x 36 x 13 Starter Unit | Transition Starter Shelving Unit 60" (floor to top of unit height) 54"H x 38"W x 13"D, includes 3 fixed & 2 tab cam adjustable shelves - (mounting track sold separately) | 113.7 | \$405.00 |
| TRN-SB-603613A-T | Transition 60 x 36 x 13 Adder Unit | Transition Adder Shelving Unit 60" (floor to top of unit height) 54"H x 37"W x 13"D, includes 3 fixed & 2 tab cam adjustable shelves - (mounting track sold separately) | 91.6 | \$314.00 |

| Base Shelving Starter/Adder 13" Depth | | | | |
|---------------------------------------|--------------------------------------|---|------|------------|
| Model Number | Description | Notes | Wt | List Price |
| 48" Height Base Shelving Kits | | | | |
| 12" Width | | | | |
| TRN-SB-481213-T | Transition 48 x 12 x 13 Starter Unit | Transition Starter Shelving Unit 48" (floor to top of unit height) 42"H x 14"W x 13"D, includes 2 fixed & 2 tab cam adjustable shelves - (mounting track sold separately) | 52.4 | \$292.00 |
| TRN-SB-481213A-T | Transition 48 x 12 x 13 Adder Unit | Transition Adder Shelving Unit 48" (floor to top of unit height) 42"H x 13"W x 13"D, includes 2 fixed & 2 tab cam adjustable shelves - (mounting track sold separately) | 35.2 | \$207.00 |
| 18" Width | | | | |
| TRN-SB-481813-T | Transition 48 x 18 x 13 Starter Unit | Transition Starter Shelving Unit 48" (floor to top of unit height) 42"H x 20"W x 13"D, includes 2 fixed & 2 tab cam adjustable shelves - (mounting track sold separately) | 60.4 | \$304.00 |
| TRN-SB-481813A-T | Transition 48 x 18 x 13 Adder Unit | Transition Adder Shelving Unit 48" (floor to top of unit height) 42"H x 19"W x 13"D, includes 2 fixed & 2 tab cam adjustable shelves - (mounting track sold separately) | 43.2 | \$219.00 |
| 24" Width | | | | |
| TRN-SB-482413-T | Transition 48 x 24 x 13 Starter Unit | Transition Starter Shelving Unit 48" (floor to top of unit height) 42"H x 26"W x 13"D, includes 2 fixed & 2 tab cam adjustable shelves - (mounting track sold separately) | 70.4 | \$324.00 |
| TRN-SB-482413A-T | Transition 48 x 24 x 13 Adder Unit | Transition Adder Shelving Unit 48" (floor to top of unit height) 42"H x 25"W x 13"D, includes 2 fixed & 2 tab cam adjustable shelves - (mounting track sold separately) | 53.2 | \$239.00 |
| 30" Width | | | | |
| TRN-SB-483013-T | Transition 48 x 30 x 13 Starter Unit | Transition Starter Shelving Unit 48" (floor to top of unit height) 42"H x 32"W x 13"D, includes 2 fixed & 2 tab cam adjustable shelves - (mounting track sold separately) | 83.6 | \$348.00 |
| TRN-SB-483013A-T | Transition 48 x 30 x 13 Adder Unit | Transition Adder Shelving Unit 48" (floor to top of unit height) 42"H x 31"W x 13"D, includes 2 fixed & 2 tab cam adjustable shelves - (mounting track sold separately) | 66.4 | \$263.00 |
| 36" Width | | | | |
| TRN-SB-483613A-T | Transition 48 x 36 x 13 Adder Unit | Transition Adder Shelving Unit 48" (floor to top of unit height) 42"H x 37"W x 13"D, includes 2 fixed & 2 tab cam adjustable shelves - (mounting track sold separately) | 72.8 | \$271.00 |
| TRN-SB-363613-T | Transition 36 x 36 x 13 Starter Unit | Transition Starter Shelving Unit 36" (floor to top of unit height) 30"H x 38"W x 13"D, includes 2 fixed & 1 tab cam adjustable shelves - (mounting track sold separately) | 66.3 | \$298.00 |
| 36" Height Base Shelving Kits | | | | |
| 12" Width | | | | |
| TRN-SB-361213-T | Transition 36 x 12 x 13 Starter Unit | Transition Starter Shelving Unit 36" (floor to top of unit height) 30"H x 14"W x 13"D, includes 2 fixed & 1 tab cam adjustable shelves - (mounting track sold separately) | 38.1 | \$250.00 |
| TRN-SB-361213A-T | Transition 36 x 12 x 13 Adder Unit | Transition Adder Shelving Unit 36" (floor to top of unit height) 30"H x 13"W x 13"D, includes 2 fixed & 1 tab cam adjustable shelves - (mounting track sold separately) | 25.8 | \$175.00 |
| 18" Width | | | | |
| TRN-SB-361813-T | Transition 36 x 18 x 13 Starter Unit | Transition Starter Shelving Unit 36" (floor to top of unit height) 30"H x 20"W x 13"D, includes 2 fixed & 1 tab cam adjustable shelves - (mounting track sold separately) | 44.1 | \$259.00 |
| TRN-SB-361813A-T | Transition 36 x 18 x 13 Adder Unit | Transition Adder Shelving Unit 36" (floor to top of unit height) 30"H x 19"W x 13"D, includes 2 fixed & 1 tab cam adjustable shelves - (mounting track sold separately) | 31.8 | \$184.00 |
| 24" Width | | | | |
| TRN-SB-362413-T | Transition 36 x 24 x 13 Starter Unit | Transition Starter Shelving Unit 36" (floor to top of unit height) 30"H x 26"W x 13"D, includes 2 fixed & 1 tab cam adjustable shelves - (mounting track sold separately) | 51.6 | \$274.00 |
| TRN-SB-362413A-T | Transition 36 x 24 x 13 Adder Unit | Transition Adder Shelving Unit 36" (floor to top of unit height) 30"H x 25"W x 13"D, includes 2 fixed & 1 tab cam adjustable shelves - (mounting track sold separately) | 39.3 | \$199.00 |
| 30" Width | | | | |
| TRN-SB-363013-T | Transition 36 x 30 x 13 Starter Unit | Transition Starter Shelving Unit 36" (floor to top of unit height) 30"H x 32"W x 13"D, includes 2 fixed & 1 tab cam adjustable shelves - (mounting track sold separately) | 61.5 | \$292.00 |
| TRN-SB-363013A-T | Transition 36 x 30 x 13 Adder Unit | Transition Adder Shelving Unit 36" (floor to top of unit height) 30"H x 31"W x 13"D, includes 2 fixed & 1 tab cam adjustable shelves - (mounting track sold separately) | 49.2 | \$217.00 |
| 36" Width | | | | |
| TRN-SB-363613-T | Transition 36 x 36 x 13 Starter Unit | Transition Starter Shelving Unit 36" (floor to top of unit height) 30"H x 38"W x 13"D, includes 2 fixed & 1 tab cam adjustable shelves - (mounting track sold separately) | 66.3 | \$298.00 |
| TRN-SB-363613A-T | Transition 36 x 36 x 13 Adder Unit | Transition Adder Shelving Unit 36" (floor to top of unit height) 30"H x 37"W x 13"D, includes 2 fixed & 1 tab cam adjustable shelves - (mounting track sold separately) | 54 | \$223.00 |

| Base Shelving Starter/Adder 19" Depth | | | | |
|---------------------------------------|--------------------------------------|---|-------|------------|
| Model Number | Description | Notes | Wt | List Price |
| 84" Height Base Shelving Kits | | | | |
| 12" Width | | | | |
| TRN-SB-841219-T | Transition 84 x 12 x 19 Starter Unit | Transition Starter Shelving Unit 84" (floor to top of unit height) 78"H x 14"W x 19"D, includes 3 fixed & 4 tab cam adjustable shelves - (mounting track sold separately) | 140.1 | \$536.00 |
| TRN-SB-841219A-T | Transition 84 x 12 x 19 Adder Unit | Transition Adder Shelving Unit 84" (floor to top of unit height) 78"H x 13"W x 19"D, includes 3 fixed & 4 tab cam adjustable shelves - (mounting track sold separately) | 93.5 | \$394.00 |
| 18" Width | | | | |
| TRN-SB-841819-T | Transition 84 x 18 x 19 Starter Unit | Transition Starter Shelving Unit 84" (floor to top of unit height) 78"H x 20"W x 19"D, includes 3 fixed & 4 tab cam adjustable shelves - (mounting track sold separately) | 160.4 | \$571.00 |
| TRN-SB-841819A-T | Transition 84 x 18 x 19 Adder Unit | Transition Adder Shelving Unit 84" (floor to top of unit height) 78"H x 19"W x 19"D, includes 3 fixed & 4 tab cam adjustable shelves - (mounting track sold separately) | 113.8 | \$429.00 |
| 24" Width | | | | |
| TRN-SB-842419-T | Transition 84 x 24 x 19 Starter Unit | Transition Starter Shelving Unit 84" (floor to top of unit height) 78"H x 26"W x 19"D, includes 3 fixed & 4 tab cam adjustable shelves - (mounting track sold separately) | 186.3 | \$592.00 |
| TRN-SB-842419A-T | Transition 84 x 24 x 19 Adder Unit | Transition Adder Shelving Unit 84" (floor to top of unit height) 78"H x 25"W x 19"D, includes 3 fixed & 4 tab cam adjustable shelves - (mounting track sold separately) | 139.7 | \$450.00 |
| 30" Width | | | | |
| TRN-SB-843019-T | Transition 84 x 30 x 19 Starter Unit | Transition Starter Shelving Unit 84" (floor to top of unit height) 78"H x 32"W x 19"D, includes 3 fixed & 4 tab cam adjustable shelves - (mounting track sold separately) | 219.9 | \$641.00 |
| TRN-SB-843019A-T | Transition 84 x 30 x 19 Adder Unit | Transition Adder Shelving Unit 84" (floor to top of unit height) 78"H x 31"W x 19"D, includes 3 fixed & 4 tab cam adjustable shelves - (mounting track sold separately) | 173.3 | \$499.00 |
| 36" Width | | | | |
| TRN-SB-843619-T | Transition 84 x 36 x 19 Starter Unit | Transition Starter Shelving Unit 84" (floor to top of unit height) 78"H x 38"W x 19"D, includes 3 fixed & 4 tab cam adjustable shelves - (mounting track sold separately) | 236.7 | \$676.00 |
| TRN-SB-843619A-T | Transition 84 x 36 x 19 Adder Unit | Transition Adder Shelving Unit 84" (floor to top of unit height) 78"H x 37"W x 19"D, includes 3 fixed & 4 tab cam adjustable shelves - (mounting track sold separately) | 190.1 | \$534.00 |
| 60" Height Base Shelving Kits | | | | |
| 12" Width | | | | |
| TRN-SB-601219-T | Transition 60 x 12 x 19 Starter Unit | Transition Starter Shelving Unit 60" (floor to top of unit height) 54"H x 14"W x 19"D, includes 3 fixed & 2 tab cam adjustable shelves - (mounting track sold separately) | 98.1 | \$392.00 |
| TRN-SB-601219A-T | Transition 60 x 12 x 19 Adder Unit | Transition Adder Shelving Unit 60" (floor to top of unit height) 54"H x 13"W x 19"D, includes 3 fixed & 2 tab cam adjustable shelves - (mounting track sold separately) | 65.8 | \$291.00 |
| 18" Width | | | | |
| TRN-SB-601819-T | Transition 60 x 18 x 19 Starter Unit | Transition Starter Shelving Unit 60" (floor to top of unit height) 54"H x 20"W x 19"D, includes 3 fixed & 2 tab cam adjustable shelves - (mounting track sold separately) | 112.6 | \$417.00 |
| TRN-SB-601819A-T | Transition 60 x 18 x 19 Adder Unit | Transition Adder Shelving Unit 60" (floor to top of unit height) 54"H x 19"W x 19"D, includes 3 fixed & 2 tab cam adjustable shelves - (mounting track sold separately) | 80.3 | \$316.00 |
| 24" Width | | | | |
| TRN-SB-602419-T | Transition 60 x 24 x 19 Starter Unit | Transition Starter Shelving Unit 60" (floor to top of unit height) 54"H x 26"W x 19"D, includes 3 fixed & 2 tab cam adjustable shelves - (mounting track sold separately) | 131.1 | \$432.00 |
| TRN-SB-602419A-T | Transition 60 x 24 x 19 Adder Unit | Transition Adder Shelving Unit 60" (floor to top of unit height) 54"H x 25"W x 19"D, includes 3 fixed & 1 tab cam adjustable shelves - (mounting track sold separately) | 98.8 | \$331.00 |
| 30" Width | | | | |
| TRN-SB-603019-T | Transition 60 x 30 x 19 Starter Unit | Transition Starter Shelving Unit 60" (floor to top of unit height) 54"H x 32"W x 19"D, includes 3 fixed & 2tab cam adjustable shelves - (mounting track sold separately) | 155.1 | \$467.00 |
| TRN-SB-603019A-T | Transition 60 x 30 x 19 Adder Unit | Transition Adder Shelving Unit 60" (floor to top of unit height) 54"H x 31"W x 19"D, includes 3 fixed & 2 tab cam adjustable shelves - (mounting track sold separately) | 122.8 | \$366.00 |
| 36" Width | | | | |
| TRN-SB-603619-T | Transition 60 x 36 x 19 Starter Unit | Transition Starter Shelving Unit 60" (floor to top of unit height) 54"H x 38"W x 19"D, includes 3 fixed & 2 tab cam adjustable shelves - (mounting track sold separately) | 167.1 | \$492.00 |
| TRN-SB-603619A-T | Transition 60 x 36 x 19 Adder Unit | Transition Adder Shelving Unit 60" (floor to top of unit height) 54"H x 37"W x 19"D, includes 3 fixed & 2 tab cam adjustable shelves - (mounting track sold separately) | 134.8 | \$391.00 |

| Base Shelving Starter/Adder 19" Depth | | | | |
|---------------------------------------|--------------------------------------|---|-------|------------|
| Model Number | Description | Notes | Wt | List Price |
| 48" Height Base Shelving Kits | | | | |
| 12" Width | | | | |
| TRN-SB-481219-T | Transition 48 x 12 x 19 Starter Unit | Transition Starter Shelving Unit 48" (floor to top of unit height) 42"H x 14"W x 19"D, includes 2 fixed & 2 tab cam adjustable shelves - (mounting track sold separately) | 77.2 | \$341.00 |
| TRN-SB-481219A-T | Transition 48 x 12 x 19 Adder Unit | Transition Adder Shelving Unit 48" (floor to top of unit height) 42"H x 13"W x 19"D, includes 2 fixed & 2 tab cam adjustable shelves - (mounting track sold separately) | 52 | \$249.00 |
| 18" Width | | | | |
| TRN-SB-481819-T | Transition 48 x 18 x 19 Starter Unit | Transition Starter Shelving Unit 48" (floor to top of unit height) 42"H x 20"W x 19"D, includes 2 fixed & 2 tab cam adjustable shelves - (mounting track sold separately) | 88.8 | \$360.00 |
| TRN-SB-481819A-T | Transition 48 x 18 x 19 Adder Unit | Transition Adder Shelving Unit 48" (floor to top of unit height) 42"H x 19"W x 19"D, includes 2 fixed & 2 tab cam adjustable shelves - (mounting track sold separately) | 63.6 | \$269.00 |
| 24" Width | | | | |
| TRN-SB-482419-T | Transition 48 x 24 x 19 Starter Unit | Transition Starter Shelving Unit 48" (floor to top of unit height) 42"H x 26"W x 19"D, includes 2 fixed & 2 tab cam adjustable shelves - (mounting track sold separately) | 103.6 | \$372.00 |
| TRN-SB-482419A-T | Transition 48 x 24 x 19 Adder Unit | Transition Adder Shelving Unit 48" (floor to top of unit height) 42"H x 25"W x 19"D, includes 2 fixed & 2 tab cam adjustable shelves - (mounting track sold separately) | 78.4 | \$281.00 |
| 30" Width | | | | |
| TRN-SB-483019-T | Transition 48 x 30 x 19 Starter Unit | Transition Starter Shelving Unit 48" (floor to top of unit height) 42"H x 32"W x 19"D, includes 2 fixed & 2 tab cam adjustable shelves - (mounting track sold separately) | 122.8 | \$400.00 |
| TRN-SB-483019A-T | Transition 48 x 30 x 19 Adder Unit | Transition Adder Shelving Unit 48" (floor to top of unit height) 42"H x 31"W x 19"D, includes 2 fixed & 2 tab cam adjustable shelves - (mounting track sold separately) | 97.6 | \$309.00 |
| 36" Width | | | | |
| TRN-SB-483619-T | Transition 48 x 36 x 19 Starter Unit | Transition Starter Shelving Unit 48" (floor to top of unit height) 42"H x 38"W x 19"D, includes 2 fixed & 2 tab cam adjustable shelves - (mounting track sold separately) | 132.4 | \$422.00 |
| TRN-SB-483619A-T | Transition 48 x 36 x 19 Adder Unit | Transition Adder Shelving Unit 48" (floor to top of unit height) 42"H x 37"W x 19"D, includes 2 fixed & 2 tab cam adjustable shelves - (mounting track sold separately) | 107.2 | \$329.00 |
| 36" Height Base Shelving Kits | | | | |
| 12" Width | | | | |
| TRN-SB-361219-T | Transition 36 x 12 x 19 Starter Unit | Transition Starter Shelving Unit 36" (floor to top of unit height) 30"H x 14"W x 19"D, includes 3 fixed cam adjustable shelves - (mounting track sold separately) | 56.1 | \$293.00 |
| TRN-SB-361219A-T | Transition 36 x 12 x 19 Adder Unit | Transition Adder Shelving Unit 36" (floor to top of unit height) 30"H x 13"W x 19"D, includes 3 fixed cam adjustable shelves - (mounting track sold separately) | 38.1 | \$210.00 |
| 18" Width | | | | |
| TRN-SB-361819-T | Transition 36 x 18 x 19 Starter Unit | Transition Starter Shelving Unit 36" (floor to top of unit height) 30"H x 20"W x 19"D, includes 2 fixed & 1 tab cam adjustable shelves - (mounting track sold separately) | 64.8 | \$308.00 |
| TRN-SB-361819A-T | Transition 36 x 18 x 19 Adder Unit | Transition Adder Shelving Unit 36" (floor to top of unit height) 30"H x 19"W x 19"D, includes 2 fixed & 1 tab cam adjustable shelves - (mounting track sold separately) | 46.8 | \$225.00 |
| 24" Width | | | | |
| TRN-SB-362419-T | Transition 36 x 24 x 19 Starter Unit | Transition Starter Shelving Unit 36" (floor to top of unit height) 30"H x 26"W x 19"D, includes 2 fixed & 1 tab cam adjustable shelves - (mounting track sold separately) | 75.9 | \$317.00 |
| TRN-SB-362419A-T | Transition 36 x 24 x 19 Adder Unit | Transition Adder Shelving Unit 36" (floor to top of unit height) 30"H x 25"W x 19"D, includes 2 fixed & 1 tab cam adjustable shelves - (mounting track sold separately) | 57.9 | \$234.00 |
| 30" Width | | | | |
| TRN-SB-363019-T | Transition 36 x 30 x 19 Starter Unit | Transition Starter Shelving Unit 36" (floor to top of unit height) 30"H x 32"W x 19"D, includes 2 fixed & 1 tab cam adjustable shelves - (mounting track sold separately) | 90.3 | \$338.00 |
| TRN-SB-363019A-T | Transition 36 x 30 x 19 Adder Unit | Transition Adder Shelving Unit 36" (floor to top of unit height) 30"H x 31"W x 19"D, includes 2 fixed & 1 tab cam adjustable shelves - (mounting track sold separately) | 72.3 | \$255.00 |
| 36" Width | | | | |
| TRN-SB-363619-T | Transition 36 x 36 x 19 Starter Unit | Transition Starter Shelving Unit 36" (floor to top of unit height) 30"H x 38"W x 19"D, includes 2 fixed & 1 tab cam adjustable shelves - (mounting track sold separately) | 97.5 | \$353.00 |
| TRN-SB-363619A-T | Transition 36 x 36 x 19 Adder Unit | Transition Adder Shelving Unit 36" (floor to top of unit height) 30"H x 37"W x 19"D, includes 2 fixed & 1 tab cam adjustable shelves - (mounting track sold separately) | 79.5 | \$270.00 |

| Drawers 13" Depth | | | | |
|--------------------|--|---|------|------------|
| Model Number | Description | Notes | Wt | List Price |
| 12" Width | | | | |
| TRN-DRWB-12713-T | Transition 12 x 7 x 13 Box Drawer Kit | Box Drawer Kit 12"W x 7"H x 13"D, melamine, drawer pull and 2 - 12" full extension slides and mounting hardware | 13.7 | \$83.00 |
| TRN-DRWU-121413-T | Transition 12 x 14 x 13 Utility Drawer Kit | Utility Drawer Kit 12"W x 14"H x 13"D, melamine, drawer pull and 2 - 12" full extension slides and mounting hardware | 16.2 | \$104.00 |
| 18" Width | | | | |
| TRN-DRWB-18713-T | Transition 18 x 7 x 13 Box Drawer Kit | Box Drawer Kit 18"W x 7"H x 13"D, melamine, drawer pull and 2 - 12" full extension slides and mounting hardware | 14.8 | \$89.00 |
| TRN-DRWU-181413-T | Transition 18 x 14 x 13 Utility Drawer Kit | Utility Drawer Kit 18"W x 14"H x 13"D, melamine, drawer pull and 2 - 12" full extension slides and mounting hardware | 17.5 | \$112.00 |
| 24" Width | | | | |
| TRN-DRWB-24713-T | Transition 24 x 7 x 13 Box Drawer Kit | Box Drawer Kit 24"W x 7"H x 13"D, melamine, drawer pull and 2 - 12" full extension slides and mounting hardware | 19 | \$104.00 |
| TRN-DRWU-241413F-T | Transition 24 x 14 x 13 Utility Drawer Kit | Utility Drawer Kit 24"W x 14"H x 13"D, melamine, drawer pull and 2 - 12" full extension slides and mounting hardware | 22.4 | \$131.00 |
| 30" Width | | | | |
| TRN-DRWB-30713-T | Transition 30 x 7 x 13 Box Drawer Kit | Box Drawer Kit 30"W x 7"H x 13"D, melamine, drawer pull and 2 - 12" full extension slides and mounting hardware | 26.3 | \$120.00 |
| TRN-DRWF-301413F-T | Transition 30 x 14 x 13 File Drawer Kit | File Drawer Kit 30"W x 14"H x 13"D, melamine, drawer pull, file bars and 2 - 12" full extension slides and mounting hardware | 31 | \$150.00 |
| 36" Width | | | | |
| TRN-DRWB-36713-T | Transition 36 x 7 x 13 Box Drawer Kit | Box Drawer Kit 36"W x 7"H x 13"D, melamine, 2 - drawer pulls and 2 - 12" full extension slides and mounting hardware | 26.9 | \$128.00 |
| TRN-DRWF-361413F-T | Transition 36 x 14 x 13 File Drawer Kit | File Drawer Kit 36"W x 14"H x 13"D, melamine, 2 - drawer pulls, file bars and 2 - 12" full extension slides and mounting hardware | 31.7 | \$161.00 |

| Drawers 19" Depth | | | | |
|-------------------|--|---|------|------------|
| Model Number | Description | Notes | Wt | List Price |
| 12" Width | | | | |
| TRN-DRWB-12719-T | Transition 12 x 7 x 19 Box Drawer Kit | Box Drawer Kit 12"W x 7"H x 19"D, melamine, drawer pull and 2 - 12" full extension slides and mounting hardware | 18.4 | \$98.00 |
| TRN-DRWU-121419-T | Transition 12 x 14 x 19 Utility Drawer Kit | Utility Drawer Kit 12"W x 14"H x 19"D, melamine, drawer pull and 2 - 12" full extension slides and mounting hardware | 23 | \$122.00 |
| 18" Width | | | | |
| TRN-DRWB-18719-T | Transition 18 x 7 x 19 Box Drawer Kit | Box Drawer Kit 18"W x 7"H x 19"D, melamine, drawer pull and 2 - 12" full extension slides and mounting hardware | 20.4 | \$105.00 |
| TRN-DRWU-181419-T | Transition 18 x 14 x 19 Utility Drawer Kit | Utility Drawer Kit 18"W x 14"H x 19"D, melamine, drawer pull and 2 - 12" full extension slides and mounting hardware | 25.5 | \$131.00 |
| 24" Width | | | | |
| TRN-DRWB-24719F-T | Transition 24 x 7 x 19 Box Drawer Kit | Box Drawer Kit 24"W x 7"H x 19"D, melamine, drawer pull and 2 - 12" full extension slides and mounting hardware | 25.8 | \$123.00 |
| TRN-DRWU-241419-T | Transition 24 x 14 x 19 Utility Drawer Kit | Utility Drawer Kit 24"W x 14"H x 19"D, melamine, drawer pull and 2 - 12" full extension slides and mounting hardware | 32.3 | \$154.00 |
| 30" Width | | | | |
| TRN-DRWB-30719F-T | Transition 30 x 7 x 19 Box Drawer Kit | Box Drawer Kit 30"W x 7"H x 19"D, melamine, drawer pull and 2 - 12" full extension slides and mounting hardware | 36.2 | \$140.00 |
| TRN-DRWF-301419-T | Transition 30 x 14 x 19 File Drawer Kit | File Drawer Kit 30"W x 14"H x 19"D, melamine, drawer pull, file bars and 2 - 12" full extension slides and mounting hardware | 45.3 | \$176.00 |
| 36" Width | | | | |
| TRN-DRWB-36719F-T | Transition 36 x 7 x 19 Box Drawer Kit | Box Drawer Kit 36"W x 7"H x 19"D, melamine, 2 - drawer pulls and 2 - 12" full extension slides and mounting hardware | 37 | \$147.00 |
| TRN-DRWF-361419-T | Transition 36 x 14 x 19 File Drawer Kit | File Drawer Kit 36"W x 14"H x 19"D, melamine, 2 - drawer pulls, file bars and 2 - 12" full extension slides and mounting hardware | 46.3 | \$183.00 |

| Upper Doors | | | | |
|---|--|--|------|------------|
| Model Number | Description | Notes | Wt | List Price |
| Single Right and Left Hand Doors | | | | |
| 12" Width | | | | |
| TRN-DOORUR-1215-T | Transition 12 x 15 Upper SGL RH Door Kit | Door Kit Upper 12"W x 15"H x 3/4"T, melamine, 1 door 12"W x 15"H, 1 - drawer pull, 2 euro style hinges and mounting hardware, right hand swing | 3 | \$55.00 |
| TRN-DOORUL-1215-T | Transition 12 x 15 Upper SGL LH Door Kit | Door Kit Upper 12"W x 15"H x 3/4"T, melamine, 1 door 12"W x 15"H, 1 - drawer pull, 2 euro style hinges and mounting hardware, left hand swing | 3 | \$55.00 |
| TRN-DOORUR-1230-T | Transition 12 x 30 Upper SGL RH Door Kit | Door Kit Upper 12"W x 30"H x 3/4"T, melamine, 1 door 12"W x 30"H, 1 - drawer pull, 2 euro style hinges and mounting hardware, right hand swing | 5.8 | \$74.00 |
| TRN-DOORUL-1230-T | Transition 12 x 30 Upper SGL LH Door Kit | Door Kit Upper 12"W x 30"H x 3/4"T, melamine, 1 door 12"W x 30"H, 1 - drawer pull, 2 euro style hinges and mounting hardware, left hand swing | 5.8 | \$74.00 |
| 18" Width | | | | |
| TRN-DOORUR-1815-T | Transition 18 x 15 Upper SGL RH Door Kit | Door Kit Upper 18"W x 15"H x 3/4"T, melamine, 1 door 12"W x 15"H, 1 - drawer pull, 2 euro style hinges and mounting hardware, right hand swing | 4.7 | \$83.00 |
| TRN-DOORUL-1815-T | Transition 18 x 15 Upper SGL LH Door Kit | Door Kit Upper 18"W x 15"H x 3/4"T, melamine, 1 door 12"W x 15"H, 1 - drawer pull, 2 euro style hinges and mounting hardware, left hand swing | 4.7 | \$83.00 |
| TRN-DOORUR-1830-T | Transition 18 x 30 Upper SGL RH Door Kit | Door Kit Upper 18"W x 30"H x 3/4"T, melamine, 1 door 18"W x 30"H, 1 - drawer pull, 2 euro style hinges and mounting hardware, right hand swing | 8.7 | \$111.00 |
| TRN-DOORUL-1830-T | Transition 18 x 30 Upper SGL LH Door Kit | Door Kit Upper 18"W x 30"H x 3/4"T, melamine, 1 door 18"W x 30"H, 1 - drawer pull, 2 euro style hinges and mounting hardware, left hand swing | 8.7 | \$111.00 |
| Double Doors | | | | |
| 24" Width | | | | |
| TRN-DOORU-2415-T | Transition 24 x 15 Upper DBL Door Kit | Door Kit Upper 24"W x 15"H x 3/4"T, melamine, 2 doors 12"W x 15"H, 2 - drawer pulls, 4 euro style hinges and mounting hardware | 8.1 | \$111.00 |
| TRN-DOORU-2430-T | Transition 24 x 30 Upper DBL Door Kit | Door Kit Upper 24"W x 30"H x 3/4"T, melamine, 2 doors 12"W x 30"H, 2 - drawer pulls, 4 euro style hinges and mounting hardware | 16.2 | \$148.00 |
| 30" Width | | | | |
| TRN-DOORU-3015-T | Transition 30 x 15 Upper DBL Door Kit | Door Kit Upper 30"W x 15"H x 3/4"T, melamine, 2 doors 18"W x 15"H, 2 - drawer pulls, 4 euro style hinges and mounting hardware | 12 | \$118.00 |
| TRN-DOORU-3030-T | Transition 30 x 30 Upper DBL Door Kit | Door Kit Upper 30"W x 30"H x 3/4"T, melamine, 2 doors 15"W x 30"H, 2 - drawer pulls, 4 euro style hinges and mounting hardware | 24 | \$157.00 |
| 36" Width | | | | |
| TRN-DOORU-3615-T | Transition 36 x 15 Upper DBL Door Kit | Door Kit Upper 36"W x 15"H x 3/4"T, melamine, 2 doors 18"W x 15"H, 2 - drawer pulls, 4 euro style hinges and mounting hardware | 12 | \$123.00 |
| TRN-DOORU-3630-T | Transition 36 x 30 Upper DBL Door Kit | Door Kit Upper 36"W x 30"H x 3/4"T, melamine, 2 doors 18"W x 30"H, 2 - drawer pulls, 4 euro style hinges and mounting hardware | 24 | \$163.00 |

| Base Doors | | | | |
|---|--|--|------|------------|
| Model Number | Description | Notes | Wt | List Price |
| Single Right and Left Hand Doors | | | | |
| 12" Width | | | | |
| TRN-DOORBR-1230-T | Transition 12 Base SGL RH Door Kit | Door Kit Base, 12"W x 30"H x 3/4"T, melamine, 1 - door pull, 2 euro style hinges and mounting hardware, right hand swing | 5.8 | \$74.00 |
| TRN-DOORBL-1230-T | Transition 12 Base SGL LH Door Kit | Door Kit Base, 12"W x 30"H x 3/4"T, melamine, 1 - door pull, 2 euro style hinges and mounting hardware, left hand swing | 5.8 | \$74.00 |
| 18" Width | | | | |
| TRN-DOORBR-1830-T | Transition 18 Base SGL RH Door Kit | Door Kit Base, 18"W x 30"H x 3/4"T, melamine, 1 - door pull, 2 euro style hinges and mounting hardware, right hand swing | 8.7 | \$111.00 |
| TRN-DOORBL-1830-T | Transition 18 Base SGL LH Door Kit | Door Kit Base, 18"W x 30"H x 3/4"T, melamine, 1 - door pull, 2 euro style hinges and mounting hardware, left hand swing | 8.7 | \$111.00 |
| Double Doors | | | | |
| 24" Width | | | | |
| TRN-DOORB-2430-T | Transition 24 Base DBL Door Kit | Door Kit Base 24"W x 30"H x 3/4"T, melamine, 2 doors 12"W x 30"H, 2 - drawer pulls, 4 euro style hinges and mounting hardware | 16.2 | \$148.00 |
| 30" Width | | | | |
| TRN-DOORB-3030-T | Transition 30 Base DBL Door Kit | Door Kit Base 30"W x 30"H x 3/4"T, melamine, 2 doors 15"W x 30"H, 2 - drawer pulls, 4 euro style hinges and mounting hardware | 24 | \$157.00 |
| 36" Width | | | | |
| TRN-DOORB-3630-T | Transition 36 Base DBL Door Kit | Door Kit Base 36"W x 30"H x 3/4"T, melamine, 2 doors 18"W x 30"H, 2 - drawer pulls, 4 euro style hinges and mounting hardware | 24 | \$163.00 |
| Full Height Doors | | | | |
| Model Number | Description | Notes | Wt | List Price |
| Single Right and Left Hand Doors | | | | |
| 12" Width | | | | |
| TRN-DOORFR-1284-T | Transition 12 X 84 Full Height SGL RH Door Kit | Door Kit Full Height 12"W x 76"H x 3/4"T, melamine, 1 door 12"W x 76"H, 1 - drawer pull, 3 euro style hinges and mounting hardware, right hand swing | 20 | \$119.00 |
| TRN-DOORFL-1284-T | Transition 12 X 84 Full Height SGL LH Door Kit | Door Kit Full Height 12"W x 76"H x 3/4"T, melamine, 1 door 12"W x 76"H, 1 - drawer pull, 3 euro style hinges and mounting hardware, left hand swing | 20 | \$119.00 |
| 18" Width | | | | |
| TRN-DOORFR-1884-T | Transition 18 X 84 Full Height SGL RH Door Kit | Door Kit Full Height 18"W x 76"H x 3/4"T, melamine, 1 door 12"W x 76"H, 1 - drawer pull, 3 euro style hinges and mounting hardware, right hand swing | 30 | \$170.00 |
| TRN-DOORFL-1884F-T | Transition 18 X 84 Full Height SGL LH Door Kit | Door Kit Full Height 18"W x 76"H x 3/4"T, melamine, 1 door 12"W x 76"H, 1 - drawer pull, 3 euro style hinges and mounting hardware, left hand swing | 30 | \$170.00 |
| Double Doors | | | | |
| 24" Width | | | | |
| TRN-DOORF-2484-T | Transition 24 X 84 Full Height DBL Door Kit | Door Kit Full Height 24"W x 76"H x 3/4"T, melamine, 2 doors 12"W x 76"H, 2 - drawer pulls, 3 hinges per door and mounting hardware | 40 | \$200.00 |
| 30" Width | | | | |
| TRN-DOORF-3084-T | Transition 30 X 84 Full Height Door DBL Kit | Door Kit Full Height 30"W x 76"H x 3/4"T, melamine, 2 doors 15"W x 76"H, 2 - drawer pulls, 3 hinges per door and mounting hardware | 53.4 | \$226.00 |
| 36" Width | | | | |
| TRN-DOORF-3684-T | Transition 36 X 84 Full Height Door DBL Kit | Door Kit Full Height 36"W x 76"H x 3/4"T, melamine, 2 doors 18"W x 76"H, 2 - drawer pulls, 3 hinges per door and mounting hardware | 60 | \$238.00 |

| | | | Shelves 13" Depth | |
|------------------------------------|---|---|-------------------|------------|
| Model Number | Description | Notes | Wt | List Price |
| Fixed & Tab Cam Shelves | | | | |
| 12" Width | | | | |
| TRN-SH12F-13-T | Transition 12 x 13 Shelf - Fixed Cam | Shelf, adjustable, 12"W x 13"L x 1"D, melamine, includes 4 fixed cams and 4 connecting bolts | 4.5 | \$23.00 |
| TRN-SH12T-13-T | Transition 12 x 13 Shelf - Tab Cam | Shelf adjustable 12"W x 13"L x 1"D, melamine, includes 4 tab cams and 4 shelf pins | 4.5 | \$22.00 |
| 18" Width | | | | |
| TRN-SH18F-13-T | Transition 18 x 13 Shelf - Fixed Cam | Shelf, adjustable, 18"W x 13"L x 1"D, melamine, includes 4 fixed cams and 4 connecting bolts | 6.5 | \$26.00 |
| TRN-SH18T-13-T | Transition 18 x 13 Shelf - Tab Cam | Shelf, adjustable, 18"W x 13"L x 1"D, melamine, includes 4 tab cams and 4 shelf pins | 6.5 | \$25.00 |
| 24" Width | | | | |
| TRN-SH24F-13-T | Transition 24 x 13 Shelf - Fixed Cam | Shelf, adjustable, 24"W x 13"L x 1"D, melamine, includes 4 fixed cams and 4 connecting bolts | 9 | \$31.00 |
| TRN-SH24T-13-T | Transition 24 x 13 Shelf - Tab Cam | Shelf, adjustable, 24"W x 13"L x 1"D, melamine, includes 4 tab cams and 4 shelf pins | 9 | \$30.00 |
| 30" Width | | | | |
| TRN-SH30F-13-T | Transition 30 x 13 Shelf - Fixed Cam | Shelf, adjustable, 30"W x 13"L x 1"D, melamine, includes 4 fixed cams and 4 connecting bolts | 12.3 | \$37.00 |
| TRN-SH30T-13-T | Transition 30 x 13 Shelf - Tab Cam | Shelf, adjustable, 30"W x 13"L x 1"D, melamine, includes 4 tab cams and 4 shelf pins | 12.3 | \$36.00 |
| 36" Width | | | | |
| TRN-SH36F-13-T | Transition 36 x 13 Shelf - Fixed Cam | Shelf, adjustable, 36"W x 13"L x 1"D, melamine, includes 4 fixed cams and 4 connecting bolts | 13.9 | \$39.00 |
| TRN-SH36T-13-T | Transition 36 x 13 Shelf - Tab Cam | Shelf, adjustable, 36"W x 13"L x 1"D, melamine, includes 4 tab cams and 4 shelf pins | 13.9 | \$38.00 |
| Locker Shelf with Coat Hook | | | | |
| TRN-SH12F-LOCKER-13-T | Transition 12 x 13 Locker Shelf with Coat Hook - Fixed Cam | Locker shelf, adjustable, 12"W x 13"L x 1"D, melamine, includes 4 fixed cams, 4 connecting bolts and 1 - dbl locker hook | 4.5 | \$32.00 |
| TRN-SH18F-LOCKER-13-T | Transition 18 x 13 Locker Shelf with Coat Hook - Fixed Cam | Locker shelf, adjustable, 18"W x 13"L x 1"D, melamine, includes 4 fixed cams, 4 connecting bolts and 1 - dbl locker hook | 6.5 | \$35.00 |
| TRN-SH24F-LOCKER-13-T | Transition 24 x 13 Locker Shelf with Coat Hooks - Fixed Cam | Locker shelf, adjustable, 24"W x 13"L x 1"D, melamine, includes 4 fixed cams, 4 connecting bolts and 2 - dbl locker hook | 9 | \$47.00 |
| Outside Corner Shelf | | | | |
| TRN-SHOS-13-T | Transition 13 x 13 Outside Corner Shelf - Fixed Cam | Outside corner shelf, adjustable, (use with 13" end panels), adjustable, 28.25"W x 20.25"L x 1"D OA, melamine, includes 4 fixed cams and 4 connecting bolts | 18 | \$125.00 |
| Inside Corner Shelf | | | | |
| TRN-SHIN-13-T | Transition 13 x 13 Inside Corner Shelf - Fixed Cam | Inside corner shelf, adjustable, (use with 13" end panels), adjustable, 31.25"W x 22.75"L x 1"D OA, melamine, includes 4 fixed cams and 4 connecting bolts | 20 | \$131.00 |

| | | | Shelves 19" Depth | |
|------------------------------------|--|---|-------------------|------------|
| Model Number | Description | Notes | Wt | List Price |
| Fixed & Tab Cam Shelves | | | | |
| 12" Width | | | | |
| TRN-SH12F-19-T | Transition 12 x 19 Shelf - Fixed Cam | Shelf, adjustable, 12"W x 19"L x 1"D, melamine, includes 4 fixed cams and 4 connecting bolts | 6.7 | \$32.00 |
| TRN-SH12T-19-T | Transition 12 x 19 Shelf - Tab Cam | Shelf, adjustable, 12"W x 19"L x 1"D, melamine, includes 4 tab cams and 4 shelf pins | 6.7 | \$31.00 |
| 18" Width | | | | |
| TRN-SH18F-19-T | Transition 18 x 19 Shelf - Fixed Cam | Shelf, adjustable, 18"W x 19"L x 1"D, melamine, includes 4 fixed cams and 4 connecting bolts | 9.6 | \$37.00 |
| TRN-SH18T-19-T | Transition 18 x 19 Shelf - Tab Cam | Shelf, adjustable, 18"W x 19"L x 1"D, melamine, includes 4 tab cams and 4 shelf pins | 9.6 | \$36.00 |
| 24" Width | | | | |
| TRN-SH24F-19-T | Transition 24 x 19 Shelf Adjustable Fixed Cam | Shelf, adjustable, 24"W x 19"L x 1"D, melamine, includes 4 fixed cams and 4 connecting bolts | 13.3 | \$40.00 |
| TRN-SH24T-19-T | Transition 24 x 19 Shelf Adjustable Tab Cam | Shelf, adjustable, 24"W x 19"L x 1"D, melamine, includes 4 tab cams and 4 shelf pins | 13.3 | \$39.00 |
| 30" Width | | | | |
| TRN-SH30F-19-T | Transition 30 x 19 Shelf Adjustable Fixed Cam | Shelf, adjustable, 30"W x 19"L x 1"D, melamine, includes 4 fixed cams and 4 connecting bolts | 18.1 | \$47.00 |
| TRN-SH30T-19-T | Transition 30 x 19 Shelf Adjustable Tab Cam | Shelf, adjustable, 30"W x 19"L x 1"D, melamine, includes 4 tab cams and 4 shelf pins | 18.1 | \$46.00 |
| 36" Width | | | | |
| TRN-SH36F-19-T | Transition 36 x 19 Shelf Adjustable Fixed Cam | Shelf, adjustable, 34"W x 19"L x 1"D, melamine, includes 4 fixed cams and 4 connecting bolts | 20.5 | \$52.00 |
| TRN-SH36T-19-T | Transition 36 x 19 Shelf Adjustable Tab Cam | Shelf, adjustable, 34"W x 19"L x 1"D, melamine, includes 4 tab cams and 4 shelf pins | 20.5 | \$51.00 |
| Locker Shelf with Coat Hook | | | | |
| TRN-SH12F-LOCKER-19-T | Transition 12 x 19 Locker Shelf with Coat Hook - Fixed Cam | Locker shelf, adjustable, 12"W x 19"L x 1"D, melamine, includes 4 fixed cams, 4 connecting bolts and 1 - dbl locker hook | 6.7 | \$41.00 |
| TRN-SH18F-LOCKER-19-T | Transition 18 x 19 Locker Shelf with Coat Hook - Fixed Cam | Locker shelf, adjustable, 18"W x 19"L x 1"D, melamine, includes 4 fixed cams, 4 connecting bolts and 1 - dbl locker hook | 9.6 | \$46.00 |
| TRN-SH24F-LOCKER-19-T | Transition 24 x 19 Locker Shelf with Coat Hooks | Locker shelf, adjustable, 24"W x 19"L x 1"D, melamine, includes 4 fixed cams, 4 connecting bolts and 2 - dbl locker hook | 13.3 | \$49.00 |
| Outside Corner Shelf | | | | |
| TRN-SHOS-19-T | Transition 19 x 19 Outside Corner Shelf - Fixed Cam | Outside corner shelf, adjustable, (use with 19" end panels), adjustable, 36.75"W x 26.25"L x 1"D OA, melamine, includes 4 fixed cams and 4 connecting bolts | 18 | \$182.00 |
| Inside Corner Shelf | | | | |
| TRN-SHIN-19-T | Transition 19 x 19 Inside Corner Shelf - Fixed Cam | Inside corner shelf, adjustable, (use with 19" end panels), adjustable, 43"W x 31.25"L x 1"D, melamine, includes 4 fixed cams and 4 connecting bolts | 20 | \$191.00 |

| Upper End Panels 13" Depth | | | | |
|-----------------------------------|---|--|------|------------|
| Model Number | Description | Notes | Wt | List Price |
| 15" Height | | | | |
| TRN-EPUR-1513-T | Transition 15 x 13 Upper Starter RH End Panel | Upper Right Hand Starter End Panel 15"H x 13"L x 1"D, melamine | 5.6 | \$67.00 |
| TRN-EPUL-1513-T | Transition 15 x 13 Upper Starter LH End Panel | Upper Left Hand Starter End Panel 15"H x 13"L x 1"D, melamine | 5.6 | \$67.00 |
| TRN-EPU-1513A-T | Transition 15 x 13 Upper Adder Panel | Upper Adder Panel 15"H x 13"L x 1"D, melamine | 5.6 | \$83.00 |
| 30" Height | | | | |
| TRN-EPUR-3013-T | Transition 30 x 13 Upper Starter RH End Panel | Upper Right Hand Starter End Panel 30"H x 13"L x 1"D, melamine | 11.5 | \$89.00 |
| TRN-EPUL-3013-T | Transition 30 x 13 Upper Starter LH End Panel | Upper Left Hand Starter End Panel 30"H x 13"L x 1"D, melamine | 11.5 | \$89.00 |
| TRN-EPU-3013A-T | Transition 30 x 13 Upper Adder Panel | Upper Adder Panel 30"H x 13"L x 1"D, melamine | 11.5 | \$106.00 |
| Upper End Panels 19" Depth | | | | |
| 15" Height | | | | |
| TRN-EPUR-1519-T | Transition 15 x 19 Upper Starter RH End Panel | Upper Right Hand Starter End Panel 15"H x 19"L x 1"D, melamine | 7.1 | \$84.00 |
| TRN-EPUL-1519-T | Transition 15 x 19 Upper Starter LH End Panel | Upper Left Hand Starter End Panel 15"H x 19"L x 1"D, melamine | 7.1 | \$84.00 |
| TRN-EPU-1519A-T | Transition 15 x 19 Upper Adder Panel | Upper Adder Panel 15"H x 19"L x 1"D, melamine | 7.1 | \$103.00 |
| 30" Height | | | | |
| TRN-EPUR-3019-T | Transition 30 x 19 Upper Starter RH End Panel | Upper Right Hand Starter End Panel 30"H x 19"L x 1"D, melamine | 14.5 | \$111.00 |
| TRN-EPUL-3019-T | Transition 30 x 19 Upper Starter LH End Panel | Upper Left Hand Starter End Panel 30"H x 19"L x 1"D, melamine | 14.5 | \$111.00 |
| TRN-EPU-3019A-T | Transition 30 x 19 Upper Adder Panel | Upper Adder Panel 30"H x 19"L x 1"D, melamine | 14.5 | \$132.00 |
| Base End Panels 13" Depth | | | | |
| Model Number | Description | Notes | Wt | List Price |
| 84" Height | | | | |
| TRN-EPBR-8413-T | Transition 84 x 13 Starter RH End Panel | Right Hand Starter End Panel 84" (floor to top of panel height) panel size 78"H x 13"L x 1"D, melamine | 31.9 | \$132.00 |
| TRN-EPBL-8413-T | Transition 84 x 13 Starter LH End Panel | Left Hand Starter End Panel 84" (floor to top of panel height) panel size 78"H x 13"L x 1"D, melamine | 31.9 | \$132.00 |
| TRN-EPB-8413A-T | Transition 84 x 13 Adder Panel | Adder Panel 84" (floor to top of panel height) panel size 78"H x 13"L x 1"D, melamine | 31.9 | \$152.00 |

| Base End Panels 13" Depth (cont'd) | | | | |
|------------------------------------|---|--|------|------------|
| Model Number | Description | Notes | Wt | List Price |
| 60" Height | | | | |
| TRN-EPBR-6013-T | Transition 60 x 13 Starter RH End Panel | Right Hand Starter End Panel 60" (floor to top of panel height) panel size 54"H x 13"L x 1"D, melamine | 22.1 | \$106.00 |
| TRN-EPBL-6013-T | Transition 60 x 13 Starter LH End Panel | Left Hand Starter End Panel 60" (floor to top of panel height) size 54"H x 13"L x 1"D, melamine | 22.1 | \$106.00 |
| TRN-EPB-6013A-T | Transition 60 x 13 Adder Panel | Adder Panel 60" (floor to top of panel height) panel size 54"H x 13"L x 1"D, melamine | 22.1 | \$121.00 |
| 48" Height | | | | |
| TRN-EPBR-4812-T | Transition 48 x 13 Starter RH End Panel | Right Hand Starter End Panel 48" (floor to top of panel height) panel size 42"H x 13"L x 1"D, melamine | 17.2 | \$101.00 |
| TRN-EPBL-4813-T | Transition 48 x 13 Starter LH End Panel | Left Hand Starter End Panel 48" (floor to top of panel height) panel size 42"H x 13"L x 1"D, melamine | 17.2 | \$101.00 |
| TRN-EPB-4813A-T | Transition 48 x 13 Adder Panel | Adder Panel 48" (floor to top of panel height) 42"H x 13"W x 1"T, melamine | 17.2 | \$117.00 |
| 36" Height | | | | |
| TRN-EPBR-3613-T | Transition 36 x 13 Starter RH End Panel | Right Hand Starter End Panel 36" (floor to top of panel height) Panel size 30"H x 13"L x 1"D, melamine | 12.3 | \$91.00 |
| TRN-EPBL-3613-T | Transition 36 x 13 Starter LH End Panel | Left Hand Starter End Panel 36" (floor to top of panel height) panel size 30"H x 13"W x 1"T, melamine | 12.3 | \$91.00 |
| TRN-EPB-3613A-T | Transition 36 x 13 Adder Panel | Adder Panel 36" (floor to top of panel height) panel size 30"H x 13"L x 1"D, melamine | 12.3 | \$107.00 |
| Base End Panels 19" Depth | | | | |
| 84" Height | | | | |
| TRN-EPBR-8419-T | Transition 84 x 19 Starter RH End Panel | Right Hand Starter End Panel 84" (floor to top of panel height) panel size 78"H x 19"L x 1"D, melamine | 46.6 | \$158.00 |
| TRN-EPBL-8419-T | Transition 84 x 19 Starter LH End Panel | Left Hand Starter End Panel 84" (floor to top of panel height) panel size 78"H x 19"L x 1"D, melamine | 46.6 | \$158.00 |
| TRN-EPB-8419A-T | Transition 84 x 19 Adder Panel | Adder Panel 84" (floor to top of panel height) panel size 78"H x 19"L x 1"D, melamine | 46.6 | \$174.00 |
| 60" Height | | | | |
| TRN-EPBR-6019-T | Transition 60 x 19 Starter RH End Panel | Right Hand Starter End Panel 60" (floor to top of panel height) panel size 54"H x 19"L x 1"D, melamine | 32.3 | \$117.00 |
| TRN-EPBL-6019-T | Transition 60 x 19 Starter LH End Panel | Left Hand Starter End Panel 60" (floor to top of panel height) size 54"H x 19"L x 1"D, melamine | 32.3 | \$117.00 |
| TRN-EPB-6019A-T | Transition 60 x 19 Adder Panel | Adder Panel 60" (floor to top of panel height) panel size 54"H x 13"L x 1"D, melamine | 32.3 | \$133.00 |
| 48" Height | | | | |
| TRN-EPBR-4819-T | Transition 48 x 19 Starter RH End Panel | Right Hand Starter End Panel 48" (floor to top of panel height) panel size 42"H x 19"L x 1"D, melamine | 25.2 | \$107.00 |
| TRN-EPBL-4819-T | Transition 48 x 19 Starter LH End Panel | Left Hand Starter End Panel 48" (floor to top of panel height) panel size 42"H x 19"L x 1"D, melamine | 25.2 | \$107.00 |
| TRN-EPB-4819A-T | Transition 48 x 19 Adder Panel | Adder Panel 48" (floor to top of panel height) 42"H x 19"W x 1"T, melamine | 25.2 | \$123.00 |
| 36" Height | | | | |
| TRN-EPBR-3619-T | Transition 36 x 19 Starter RH End Panel | Right Hand Starter End Panel 36" (floor to top of panel height) Panel size 30"H x 19"L x 1"D, melamine | 18 | \$99.00 |
| TRN-EPBL-3619-T | Transition 36 x 19 Starter LH End Panel | Left Hand Starter End Panel 36" (floor to top of panel height) panel size 30"H x 19"W x 1"T, melamine | 18 | \$99.00 |
| TRN-EPB-3619A-T | Transition 36 x 19 Adder Panel | Adder Panel 36" (floor to top of panel height) panel size 30"H x 19"L x 1"D, melamine | 18 | \$115.00 |

| | | | Marker Board Track | |
|--------------------|---|---|--------------------|------------|
| Model Number | Description | Notes | Wt | List Price |
| TRN-MBTRACK-A2-47 | Transition Marker Board Track Kit-A2 47 | 47" A2-Track & Hardware Kit (for use with 1 - 24" markerboard with 1 - 24" Starter & 1 -23" Adder Combination) | 2.2 | \$809.00 |
| TRN-MBTRACK-A2-61 | Transition Marker Board Track Kit-A2 70 | 61" A2-Track & Hardware Kit (for use with 1 - 30" markerboard with 1 - 30" Starter & 1 - 30" Adder Combination) | 2.8 | \$1,615.00 |
| TRN-MBTRACK-A2-70 | Transition Marker Board Track Kit-A2 70 | 70" A2-Track & Hardware (use with 2 - 24" markerboard with 1 - 24" Starter & 2 - 31" Adder Combination) | 3.3 | \$1,036.00 |
| TRN-MBTRACK-A2-71 | Transition Marker Board Track Kit-A2 70 | 71" A2-Track & Hardware Kit (for use with 1 - 36" markerboard with 1 - 36" Starter & 1 - 35" Adder Combination) | 3.3 | \$1,615.00 |
| TRN-MBTRACK-A2-94 | Transition Marker Board Track Kit-A2 70 | 94" A2-Track & Hardware Kit (for use with 2 -30" markerboards with 30" 1 -Starter & 2 -31" Adder Combination) | 4.4 | \$1,036.00 |
| TRN-MBTRACK-A2-98B | Transition 98" Track - Bottom-A2 | 98" A2-Transition Rolling Markerboard Track Bottom (track only - requires TRN-MBHDW-A2 hardware kit to mount) | 4 | \$230.00 |
| TRN-MBTRACK-A2-98T | Transition 98" Track - Top-A2 | 98" Transitions Rolling Markerboard Track Top (track only - requires TRN-MBHDW-A2 hardware kit to mount) | 4 | \$230.00 |
| TRN-MBHDW-A2 | Transition Rolling MB Hdw Kit-A2 | Transition Rolling Markerboard Hardware Kit for A2 Track (hardware mounting top & bottom track a rollers to mount 1 Door) | 2 | \$577.00 |

| | | | Marker Board | |
|--------------|----------------------------|--|--------------|------------|
| Model Number | Description | Notes | Wt | List Price |
| TRN-MB2442 | Transition 24 Marker Board | Marker Board 24"W x 42.625"H x .75"D, (order track & hardware kit seperatly) | 21.9 | \$230.00 |
| TRN-MB3042 | Transition 30 Marker Board | Marker Board 30"W x 42.625"H x .75"D, (order track & hardware kit seperatly) | 29.2 | \$271.00 |
| TRN-MB3642 | Transition 36 Marker Board | Marker Board 36"W x 42.625"H x .75"D, (order track & hardware kit seperatly) | 32.9 | \$292.00 |

THE FINE PRINT

Prices: All prices are F.O.B. the factory. Prices and specifications are subject to change without notice. Prices do not include applicable taxes, special handling or installation charges. Possession of a price list is not an offer to or agreement to sell. We reserve the right to change prices without notice. We are not responsible for typographical errors. In the event a price or description is found to be incorrect, the correct information will be communicated to you when the order is received.

Credit Terms: Open account status is only granted after a completed credit application is received and approved.

Payment Terms: Terms for open account are net 30 days. Terms for orders without open account will be determined by Silver Street, Incorporated on an order-by-order basis and may require prepayment or a 50% deposit with order and the balance prepaid before shipment.

Orders: Orders must be in writing. Faxed orders are acceptable. Processing of orders will not begin until a signed acknowledgement is received.

Acknowledgements: Orders are accepted, manufactured and invoiced based on written acknowledgements issued by Silver Street, Incorporated. All orders are considered correct as acknowledged. Notify Silver Street, Incorporated immediately of any order discrepancies. Acknowledged orders may not be changed or cancelled without written consent from Silver Street, Incorporated.

Changes to orders: Changes to orders already in process may be subject to a fee covering the cost to make the requested change. If a fee is necessary a written authorization of acceptance will be required. All requests for changes are subject to approval by Silver Street, Incorporated.

Cancellation of orders: All orders received by Silver Street, Incorporated are considered firm and cannot be cancelled without our approval. A cancellation fee may be required based upon cost incurred by Silver Street, Incorporated prior to receipt of a cancellation request.

Returns: Returns are not accepted without a Return Goods Authorization issued by Silver Street, Incorporated. Unauthorized returns will not be accepted. Returns may be subject to a restocking fee.

Shipping Terms: All orders will be shipped F.O.B. shipping point with freight charged collect. Shipping weights listed are net.

Routing: Shipments will be routed "best way" or as specified. Instructions will be followed as closely as possible, however, Silver Street, Incorporated reserves the right to make changes due to local conditions or other circumstances.

Freight Damage: Legal title to merchandise passes to the buyer upon acceptance by the carrier. All cartons must be carefully inspected at the time of delivery. Visible damage should be noted on the delivery receipt. In the case of concealed damage, the carrier must be notified within (5) days. It is the buyer's obligation to seek recourse against the shipper.

Shortages: Shipments should be inspected upon receipt for shortages. Shortages must be reported to Silver Street, Incorporated in writing within (5) days of receipt.

Shipping Address: **mediatechnologies®**
 A division of Silver Street, Inc.
 892 Industrial Park Drive
 Shelby, MI 49455

Warranty: All items manufactured by Silver Street, Incorporated, home of mediatechnologies® are guaranteed against defects for a period of five (5) years from the date of purchase. We will repair or replace, in our discretion, any defective item without cost to our customer. This is customer's sole and exclusive remedy against us. No delay in shipment or delivery shall give rise to any liability for damages whatsoever. We are not liable for defects caused by customer or any third party. Customer is not authorized to make any repairs whatsoever or to deduct any amount from the purchase price. In no event shall our liability under this warranty exceed the purchase price. In no event shall we be liable for incidental, special or consequential damages. We disclaim all other warranties, express or implied, as to any matter whatsoever, including without limitation, quality, design, performance, specifications, samples, condition, merchantability and fitness for any particular purpose. No action may be commenced for breach of the warranty more than six months after the cause of action accrues and any such action may only be brought in the county of Oceana, State of Michigan.