

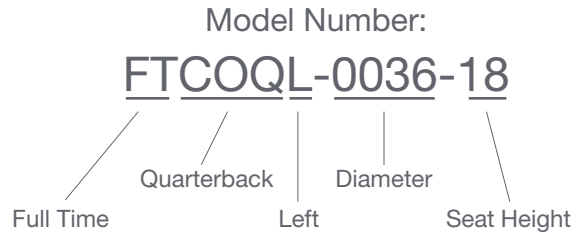
“How do I add finishes to...”

Full Time Quarterback

Select your desired Full Time Quarterback from the mtcontract Full Time Price sheet by model number.

Follow the Step-by-Step method to tell us how you want your Full Time Quarterback finished. Make sure you indicate your finish choice for each step below in your purchase order. We will list your choices as notes below each individual model number in your order acknowledgement.


To the right is a simple explanation of a mtcontract Full Time Quarterback model number.



Step 1: Select fabric for seat back.

Choose from our selection of fabrics.
See our selection of finish choices at
<https://www.mtcontract.com/resources/fabrics>

Enter your selection on “Seat Back Fabric” line on the last page of this designator.



Step 2: Select fabric for seat.

Choose from our selection of fabrics.
See our selection of finish choices at
<https://www.mtcontract.com/resources/fabrics>

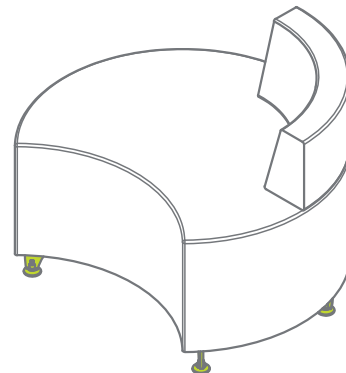
Enter your selection on “Seat Fabric” line on the last page of this designator.



Step 3: Select leg type or caster and powder

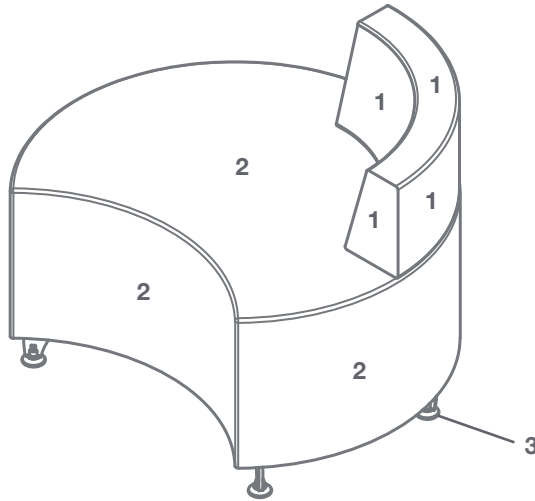
coat or wood finish for leg, as applicable.
Choose from our selection of finishes.
See our selection of finish choices at
<https://www.mtcontract.com/resources/finishes>

Enter your selection on “Leg/Caster Selection” line on the last page of this designator.



“How do I add finishes to...”

Full Time Quarterback



FTCOQL-0036-18

Job:

Model Number:

Finish Schedule:

1 Seat Back Fabric: _____

2 Seat Fabric: _____

3 Leg/Caster Selection: 5D 5W
 5S 5C Finish, if applicable: _____