

General Specifications

Table Top: Table tops are 1" thick engineered wood core, with .050" high-pressure laminate top surface and .030" phenolic backer. Edges are 3mm PVC.

Base Assembly: The base assembly is fabricated from 1" thick engineered wood core with premium grade oak or maple faces or HPL faces. Edges are e3mm PVC.

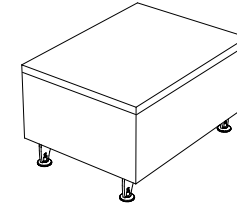
Leg Assemblies: Legs are fabricated from 5/16" plate steel and include a curved profile with a square mounting plate. The bottom of each leg is fitted with a threaded weld nut and 1-7/8" black leveling glide.

Power/Connectivity: Power/connectivity units are offered as an option, each table can accept one unit. The unit will be mounted centered in and flush to the top surface and are liquid resistant.

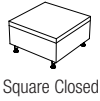
Finish: See mediatechnologies Finish and Color Guide for choices.

Occasional Tables

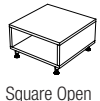
DUO CONNECTOR TABLES



Square Table				
Model Number	Description	Finish	Wgt.	List Price
Closed				
DUC-2424-C-14	24" x 24" x 14"H	Veneer	44	\$1,598
DUC-2424-C-21	24" x 24" x 21"H	Veneer	55	\$1,729
Open				
DUC-2424-O-14	24" x 24" x 14"H	Veneer	14	\$1,598
DUC-2424-O-21	24" x 24" x 21"H	Veneer	21	\$1,729
Curved				
DUC-2424-OL-14	24" x 24" x 14"H	HPL	14	\$1,348
DUC-2424-OL-21	24" x 24" x 21"H	HPL	21	\$1,453

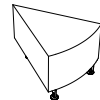


Square Closed



Square Open

45 Degree Wedge Table				
Model Number	Description	Finish	Wgt.	List Price
Curved				
DUC-2420-CR45-14	24" Returns x 20"W x 14"H	Veneer	25	\$2,116
DUC-2420-CR45L-14	24" Returns x 20"W x 14"H	HPL	25	\$1,783
Open				
DUC-2420-CR45-21	24" Returns x 20"W x 21"H	Veneer	28	\$2,191
DUC-2420-CR45L-21	24" Returns x 20"W x 21"H	HPL	28	\$1,843
Open				
DUC-2436-OR45-14	24" Returns x 36"W x 14"H	Veneer	23	\$1,656
DUC-2436-OR45L-14	24" Returns x 36"W x 14"H	HPL	23	\$1,398
Open				
DUC-2436-OR45-21	24" Returns x 36"W x 21"H	Veneer	26	\$1,729
DUC-2436-OR45L-21	24" Returns x 36"W x 21"H	HPL	26	\$1,459



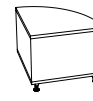
45° Curved



45° Open



45° Flat



90° Curved



90° Open

Flat					
Model Number	Description	Finish	Wgt.	List Price	
DUC-2420-FR45-14	24" Returns x 20"W x 14"H	Veneer	23	\$1,852	
DUC-2420-FR45L-14	24" Returns x 20"W x 14"H	HPL	23	\$1,560	
Open					
DUC-2420-FR45-21	24" Returns x 20"W x 21"H	Veneer	26	\$1,925	
DUC-2420-FR45L-21	24" Returns x 20"W x 21"H	HPL	26	\$1,619	

90 Degree Wedge Table				
Model Number	Description	Wgt.	List Price	
Curved				
DUC-2435-CR90-14	24" Returns x 35"W x 14"H	Veneer	\$2,228	
DUC-2435-CR90L-14	24" Returns x 35"W x 14"H	HPL	\$1,877	
Open				
DUC-2435-CR90-21	24" Returns x 35"W x 21"H	Veneer	\$2,228	
DUC-2435-CR90L-21	24" Returns x 35"W x 21"H	HPL	\$1,877	
Open				
DUC-2435-OR90-14	24" Returns x 35"W x 14"H	Veneer	\$2,111	
DUC-2435-OR90L-14	24" Returns x 35"W x 14"H	HPL	\$1,764	
Open				
DUC-2452-OR90-14	24" Returns x 52"W x 14"H	Veneer	\$2,290	
DUC-2452-OR90L-14	24" Returns x 52"W x 14"H	HPL	\$1,928	
Open				
DUC-2452-OR90-21	24" Returns x 52"W x 14"H	Veneer	\$2,473	
DUC-2452-OR90L-21	24" Returns x 52"W x 14"H	HPL	\$2,083	

DUO CONNECTOR TABLES



Rectangular Closed



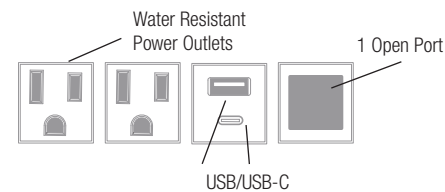
Rectangular Open

Rectangular Table					
Model Number	Description		Wgt.	List Price	
Closed					
DUC-2418-C-14	24"W x 18"D x 14"H	Veneer	37	\$1,495	
DUC-2436-C-14	24"W x 36"D x 14"H	Veneer	59	\$1,815	
DUC-2452-C-14	24"W x 52"D x 14"H	Veneer	79	\$1,854	
Open					
DUC-2418-CL-14	24"W x 18"D x 14"H	HPL	37	\$1,258	
DUC-2436-CL-14	24"W x 36"D x 14"H	HPL	59	\$1,530	
DUC-2452-CL-14	24"W x 52"D x 14"H	HPL	79	\$1,854	
Open					
DUC-2418-C-21	24"W x 18"D x 21"H	Veneer	46	\$1,619	
DUC-2436-C-21	24"W x 36"D x 21"H	Veneer	73	\$1,939	
DUC-2452-C-21	24"W x 52"D x 21"H	Veneer	97	\$2,007	
Open					
DUC-2418-OL-14	24"W x 18"D x 14"H	HPL	11	\$1,258	
DUC-2436-OL-14	24"W x 36"D x 14"H	HPL	21	\$1,530	
DUC-2452-OL-14	24"W x 52"D x 14"H	HPL	30	\$1,854	
Open					
DUC-2418-O-21	24"W x 18"D x 21"H	Veneer	12	\$1,619	
DUC-2436-O-21	24"W x 36"D x 21"H	Veneer	30	\$1,939	
DUC-2452-O-21	24"W x 52"D x 21"H	Veneer	70	\$2,473	
Open					
DUC-2418-OL-21	24"W x 18"D x 21"H	HPL	12	\$1,363	
DUC-2436-OL-21	24"W x 36"D x 21"H	HPL	30	\$1,635	
DUC-2452-OL-21	24"W x 52"D x 21"H	HPL	70	\$2,007	

Set Up Charges and Upcharges for Non-Standard and Custom Finishes		
Model Number	Description	List Price
Group 2 Powder Coat	Set up charge, per color, per order, for Group 2 Powder Coat	\$329
Non-Standard PVC	Upcharge, per color, per order, for non-standard PVC	\$911
Custom Finish	Upcharge for custom stain finish	\$640
Non-Standard Stain	Upcharge for non-standard stains already matched	\$283
Sprayon Finish	Upcharge, per color, per order, for Sprayon finish	\$329

Power/Connectivity Option:

AZTECH In-surface, rectangular panel, Flush-mount (2" x 6.75" cutout)		
Model Number	Description	List Price
AZ-2P1UC10-72-BA	2 AC receptacles, 1 USB-A & 1 USB-C port, 1 Open port, 72" cord, Black Plate, Silver anodized housing	\$535
AZ-2P1UC10-72-W	2 AC receptacles, 1 USB-A & 1 USB-C port, 1 Open port, 72" cord, White Plate	\$535
AZ-2P1UC10-72-S	2 AC receptacles, 1 USB-A & 1 USB-C port, 1 Open port, 72" cord, Silver Plate	\$535
AZ-2P1UC10-120-BA	2 AC receptacles, 1 USB-A & 1 USB-C port, 1 Open port, 120" cord, Black Plate, Silver anodized housing	\$545
AZ-2P1UC10-120-W	2 AC receptacles, 1 USB-A & 1 USB-C port, 1 Open port, 120" cord, White Plate	\$545
AZ-2P1UC10-120-S	2 AC receptacles, 1 USB-A & 1 USB-C port, 1 Open port, 120" cord, Silver Plate	\$545



- Required to order:** Model # including options if applicable
- HPL selection
 - PVC selection
 - wood selection and finish (if applicable)
 - powder coat selection

Note: Prices shown for Veneer are for oak. Use of maple or other species may incur an upcharge.