

# ENGAGE

## Lounge Seating

### General Specification:

**Seat:** Engage seat is constructed with 4/4 Alder hardwood and is glued and stapled. 4/4 hardwood corner blocks are glued and stapled to the inner seat frame. The seat is then covered with 5" of foam with 1.8 density and a 36 ILD rating.

**Back:** The back is constructed with 4/4 Alder hardwood and is glued and stapled. 4/4 hardwood corner blocks are glued and stapled to the inner back frame. The back is then covered with 2.5" of foam with 1.8 density and a 24 ILD rating. The back is secured to the seat with T-nuts and 4 bolts.

**Arms:** are constructed with 4/4, 5/4 and 6/4 Alder hardwood and is glued and stapled. 4/4 hardwood corner blocks are glued and stapled to the inner frame. The arms are then prepared with emelin and covered with 1/2" of foam. Arms are attached to the seat and back frame with T-nuts and 3 bolts. *Note: Arms are identified as "right" or "left" from the perspective of one who is seated in the seat.*

**Tablet Arm:** Tablet arm work surface is 3/4" thick. Top of work surface is .050 high-pressure laminate with .030 phenolic backer. Work surface is mounted to a powder coated steel tube which is fixed to the seat frame. Edgebanding is 3mm PVC.

**Metal Legs:** Steel post leg is a 16 GA 1-1/2" round 3-1/2"H tube style leg weldment with a 3-1/2" x 3-7/8" steel mounting plate and a 1-7/8" black leveling glide. Customer specifies powder coat color.

**Metal Duo Legs:** Legs are fabricated from 5/16" plate steel and include a curved profile with a square mounting plate. The bottom of each leg is fitted with a threaded weld nut and a 1-7/8" black levelling glide.

**Casters:** Casters are Softec, twin-wheel, 75mm diameter and non-locking. *All models that include casters also receive a lift handle mounted to the rear of the seat back.*

**Rocker Base:** Two 5/4 Hardwood rails. Thermally Fused Laminate board make up the rocking base. Base is attached to the Engage seat using screws.

**Wood Post Legs:** Wood post 3-1/2" x 3-1/2" with a 45° chamfer bottom edge. Posts are attached via 5/16"-18 bolt, washer and propeller nut. Can be finished in any desired wood stain.

### Model number suffixes for legs, casters and rocker base:

4D – metal Duo legs  
 2D – 2 Duo legs and 2 casters  
 4S – 4 metal legs  
 2S – 2 metal legs and 2 casters  
 4W – 4 wood legs  
 2W – 2 wood legs and 2 casters  
 4C – 4 casters  
 RB – Rocker Base

**Connectivity Options:** Engage Seating can be fitted with connectivity accessories on the right or left side of the seat. Use the suffix -ER to indicate connectivity location to be the right side or use -EL to indicate connectivity location to be the left side. **Note:** "Right" and "left" are determined from the perspective of one who is seated in the seat.



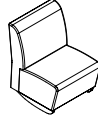
EN-3029-4D



ENL-2829-4D



ENR-2829-4D



ENA-2529-RB

| Model Number        | Base                   | Seat/<br>Back | Seat<br>hgt. | Arms            | Wgt. | COM<br>Yd. | List<br>Prices | Grade 1 | Grade 2 | Grade 3 | Grade 4 | Grade 5 | Grade 6 | Grade 7 | Grade 8 | Grade 9 |
|---------------------|------------------------|---------------|--------------|-----------------|------|------------|----------------|---------|---------|---------|---------|---------|---------|---------|---------|---------|
|                     |                        |               |              |                 |      |            |                | COM     |         |         |         |         |         |         |         |         |
| EN-3029-(grade)-4D  | 4 Metal Duo            | Uph           | 18"          | Right<br>& Left | 53   | 5          | \$2,764        | \$2,897 | \$3,145 | \$3,320 | \$3,566 | \$3,745 | \$3,960 | \$4,134 | \$4,344 |         |
| EN-3029-(grade)-2D  | 2 Metal Duo, 2 Casters |               |              |                 |      |            |                |         |         |         |         |         |         |         |         |         |
| EN-3029-(grade)-4S  | 4 Metal                |               |              |                 |      |            |                |         |         |         |         |         |         |         |         |         |
| EN-3029-(grade)-2S  | 2 Metal, 2 Casters     |               |              |                 |      |            |                |         |         |         |         |         |         |         |         |         |
| EN-3029-(grade)-4W  | 4 Wood                 |               |              |                 |      |            |                |         |         |         |         |         |         |         |         |         |
| EN-3029-(grade)-2W  | 2 Wood, 2 Casters      |               |              |                 |      |            |                |         |         |         |         |         |         |         |         |         |
| EN-3029-(grade)-4C  | 4 Casters              |               |              |                 |      |            |                |         |         |         |         |         |         |         |         |         |
| EN-3029-(grade)-RB  | Rocker Base            | Uph           | 18"          | Right<br>& Left | 53   | 5          | \$2,895        | \$3,029 | \$3,276 | \$3,452 | \$3,697 | \$3,876 | \$4,092 | \$4,266 | \$4,475 |         |
| ENL-2829-(grade)-4D | 4 Metal Duo            | Uph           | 18"          | Left            | 45   | 3.75       | \$2,534        | \$2,653 | \$2,832 | \$2,974 | \$3,179 | \$3,325 | \$3,480 | \$3,640 | \$3,809 |         |
| ENL-2829-(grade)-2D | 2 Metal Duo, 2 Casters |               |              |                 |      |            |                |         |         |         |         |         |         |         |         |         |
| ENL-2829-(grade)-4S | 4 Metal                |               |              |                 |      |            |                |         |         |         |         |         |         |         |         |         |
| ENL-2829-(grade)-2S | 2 Metal, 2 Casters     |               |              |                 |      |            |                |         |         |         |         |         |         |         |         |         |
| ENL-2829-(grade)-4W | 4 Wood                 |               |              |                 |      |            |                |         |         |         |         |         |         |         |         |         |
| ENL-2829-(grade)-2W | 2 Wood, 2 Casters      |               |              |                 |      |            |                |         |         |         |         |         |         |         |         |         |
| ENL-2829-(grade)-4C | 4 Casters              |               |              |                 |      |            |                |         |         |         |         |         |         |         |         |         |
| ENR-2829-(grade)-4D | 4 Metal Duo            | Uph           | 18"          | Right           | 45   | 3.75       | \$2,534        | \$2,653 | \$2,832 | \$2,974 | \$3,179 | \$3,325 | \$3,480 | \$3,640 | \$3,809 |         |
| ENR-2829-(grade)-2D | 2 Metal Duo, 2 Casters |               |              |                 |      |            |                |         |         |         |         |         |         |         |         |         |
| ENR-2829-(grade)-4S | 4 Metal                |               |              |                 |      |            |                |         |         |         |         |         |         |         |         |         |
| ENR-2829-(grade)-2S | 2 Metal, 2 Casters     |               |              |                 |      |            |                |         |         |         |         |         |         |         |         |         |
| ENR-2829-(grade)-4W | 4 Wood                 |               |              |                 |      |            |                |         |         |         |         |         |         |         |         |         |
| ENR-2829-(grade)-2W | 2 Wood, 2 Casters      |               |              |                 |      |            |                |         |         |         |         |         |         |         |         |         |
| ENR-2829-(grade)-4C | 4 Casters              |               |              |                 |      |            |                |         |         |         |         |         |         |         |         |         |

# ENGAGE

## Lounge Seating



ENA-2529-4D



ENATR-2529-2D



ENATR-2529-4C



ENAW-3035-4D

| Engage                |                        |           |           |                   |    |         |             |         |         |         |         |         |         |         |         |
|-----------------------|------------------------|-----------|-----------|-------------------|----|---------|-------------|---------|---------|---------|---------|---------|---------|---------|---------|
| Model Number          | Base                   | Seat/Back | Seat hgt. | Arms              | Wt | COM Yd. | List Prices |         |         |         |         |         |         |         |         |
|                       |                        |           |           |                   |    |         | Grade 1 COM | Grade 2 | Grade 3 | Grade 4 | Grade 5 | Grade 6 | Grade 7 | Grade 8 | Grade 9 |
| ENA-2529-(grade)-4D   | 4 Metal Duo            | Uph       | 18"       | No                | 34 | 2.5     | \$2,302     | \$2,411 | \$2,517 | \$2,627 | \$2,790 | \$2,902 | \$3,017 | \$3,135 | \$3,260 |
| ENA-2529-(grade)-2D   | 2 Metal Duo, 2 Casters |           |           |                   |    |         |             |         |         |         |         |         |         |         |         |
| ENA-2529-(grade)-4S   | 4 Metal                |           |           |                   |    |         |             |         |         |         |         |         |         |         |         |
| ENA-2529-(grade)-2S   | 2 Metal, 2 Casters     |           |           |                   |    |         |             |         |         |         |         |         |         |         |         |
| ENA-2529-(grade)-4W   | 4 Wood                 |           |           |                   |    |         |             |         |         |         |         |         |         |         |         |
| ENA-2529-(grade)-2W   | 2 Wood, 2 Casters      |           |           |                   |    |         |             |         |         |         |         |         |         |         |         |
| ENA-2529-(grade)-4C   | 4 Casters              |           |           |                   |    |         |             |         |         |         |         |         |         |         |         |
| ENA-2529-(grade)-RB   | Rocker Base            | Uph       | 18"       | No                | 34 | 2.5     | \$2,433     | \$2,543 | \$2,649 | \$2,758 | \$2,923 | \$3,033 | \$3,149 | \$3,267 | \$3,392 |
| ENATL-2529-(grade)-4D | 4 Metal Duo            | Uph       | 18"       | Tablet Arm, Left  | 34 | 2.5     | \$2,708     | \$2,815 | \$2,924 | \$3,031 | \$3,196 | \$3,308 | \$3,420 | \$3,536 | \$3,657 |
| ENATL-2529-(grade)-2D | 2 Metal Duo, 2 Casters |           |           |                   |    |         |             |         |         |         |         |         |         |         |         |
| ENATL-2529-(grade)-4S | 4 Metal                |           |           |                   |    |         |             |         |         |         |         |         |         |         |         |
| ENATL-2529-(grade)-2S | 2 Metal, 2 Casters     |           |           |                   |    |         |             |         |         |         |         |         |         |         |         |
| ENATL-2529-(grade)-4W | 4 Wood                 |           |           |                   |    |         |             |         |         |         |         |         |         |         |         |
| ENATL-2529-(grade)-2W | 2 Wood, 2 Casters      |           |           |                   |    |         |             |         |         |         |         |         |         |         |         |
| ENATL-2529-(grade)-4C | 4 Casters              |           |           |                   |    |         |             |         |         |         |         |         |         |         |         |
| ENATR-2529-(grade)-4D | 4 Metal Duo            | Uph       | 18"       | Tablet Arm, Right | 34 | 2.5     | \$2,708     | \$2,815 | \$2,924 | \$3,031 | \$3,196 | \$3,308 | \$3,420 | \$3,536 | \$3,657 |
| ENATR-2529-(grade)-2D | 2 Metal Duo, 2 Casters |           |           |                   |    |         |             |         |         |         |         |         |         |         |         |
| ENATR-2529-(grade)-4S | 4 Metal                |           |           |                   |    |         |             |         |         |         |         |         |         |         |         |
| ENATR-2529-(grade)-2S | 2 Metal, 2 Casters     |           |           |                   |    |         |             |         |         |         |         |         |         |         |         |
| ENATR-2529-(grade)-4W | 4 Wood                 |           |           |                   |    |         |             |         |         |         |         |         |         |         |         |
| ENATR-2529-(grade)-2W | 2 Wood, 2 Casters      |           |           |                   |    |         |             |         |         |         |         |         |         |         |         |
| ENATR-2529-(grade)-4C | 4 Casters              |           |           |                   |    |         |             |         |         |         |         |         |         |         |         |
| ENAW-3035-(grade)-4D  | 4 Metal Duo            | Uph       | 18"       | No                | 34 | 3       | \$2,290     | \$2,457 | \$2,685 | \$3,037 | \$3,464 | \$3,824 | \$4,226 | \$4,671 | \$5,162 |
| ENAW-3035-(grade)-2D  | 2 Metal Duo, 2 Casters |           |           |                   |    |         |             |         |         |         |         |         |         |         |         |
| ENAW-3035-(grade)-4S  | 4 Metal                |           |           |                   |    |         |             |         |         |         |         |         |         |         |         |
| ENAW-3035-(grade)-2S  | 2 Metal, 2 Casters     |           |           |                   |    |         |             |         |         |         |         |         |         |         |         |
| ENAW-3035-(grade)-4W  | 4 Wood                 |           |           |                   |    |         |             |         |         |         |         |         |         |         |         |
| ENAW-3035-(grade)-2W  | 2 Wood, 2 Casters      |           |           |                   |    |         |             |         |         |         |         |         |         |         |         |
| ENAW-3035-(grade)-4C  | 4 Casters              |           |           |                   |    |         |             |         |         |         |         |         |         |         |         |

### Set Up Charges and Upcharges for Non-Standard and Custom Finishes

| Model Number        | Description  | List Price |
|---------------------|--|------------|
| Group 2 Powder Coat | Set up charge, per color, per order, for Group 2 Powder Coat | \$329      |
| Non-Standard PVC    | Upcharge, per color, per order, for non-standard PVC         | \$911      |
| Non-Standard Stain  | Upcharge for non-standard stains already matched             | \$283      |
| Sprayon Finish      | Upcharge, per color, per order, for Sprayon finish           | \$329      |

# ENGAGE

## Lounge Seating



EN-5329-4D



ENL-5129-4D



ENR-5129-4D



ENA-4829-4D

| Model Number        | Base                   | Seat/Back | Seat hgt. | Arms         | Wt | COM Yd. | Grade 1 COM | Grade 2 | Grade 3 | Grade 4 | Grade 5 | Grade 6 | Grade 7 | Grade 8 | Grade 9 | Engage      |
|---------------------|------------------------|-----------|-----------|--------------|----|---------|-------------|---------|---------|---------|---------|---------|---------|---------|---------|-------------|
|                     |                        |           |           |              |    |         |             |         |         |         |         |         |         |         |         | List Prices |
| EN-5329-(grade)-4D  | 4 Metal Duo            | Uph       | 18"       | Right & Left | 75 | 7       | \$3,824     | \$4,119 | \$4,502 | \$4,826 | \$5,255 | \$5,585 | \$5,935 | \$6,309 | \$6,706 |             |
| EN-5329-(grade)-2D  | 2 Metal Duo, 2 Casters |           |           |              |    |         |             |         |         |         |         |         |         |         |         |             |
| EN-5329-(grade)-4S  | 4 Metal                |           |           |              |    |         |             |         |         |         |         |         |         |         |         |             |
| EN-5329-(grade)-2S  | 2 Metal, 2 Casters     |           |           |              |    |         |             |         |         |         |         |         |         |         |         |             |
| EN-5329-(grade)-4W  | 4 Wood                 |           |           |              |    |         |             |         |         |         |         |         |         |         |         |             |
| EN-5329-(grade)-2W  | 2 Wood, 2 Casters      |           |           |              |    |         |             |         |         |         |         |         |         |         |         |             |
| EN-5329-(grade)-4C  | 4 Casters              |           |           |              |    |         |             |         |         |         |         |         |         |         |         |             |
| ENL-5129-(grade)-4D | 4 Metal Duo            | Uph       | 18"       | Left         | 65 | 5.75    | \$3,556     | \$3,839 | \$4,165 | \$4,463 | \$4,856 | \$5,156 | \$5,482 | \$5,826 | \$6,193 |             |
| ENL-5129-(grade)-2D | 2 Metal Duo, 2 Casters |           |           |              |    |         |             |         |         |         |         |         |         |         |         |             |
| ENL-5129-(grade)-4S | 4 Metal                |           |           |              |    |         |             |         |         |         |         |         |         |         |         |             |
| ENL-5129-(grade)-2S | 2 Metal, 2 Casters     |           |           |              |    |         |             |         |         |         |         |         |         |         |         |             |
| ENL-5129-(grade)-4W | 4 Wood                 |           |           |              |    |         |             |         |         |         |         |         |         |         |         |             |
| ENL-5129-(grade)-2W | 2 Wood, 2 Casters      |           |           |              |    |         |             |         |         |         |         |         |         |         |         |             |
| ENL-5129-(grade)-4C | 4 Casters              |           |           |              |    |         |             |         |         |         |         |         |         |         |         |             |
| ENR-5129-(grade)-4D | 4 Metal Duo            | Uph       | 18"       | Right        | 65 | 5.75    | \$3,556     | \$3,839 | \$4,165 | \$4,463 | \$4,856 | \$5,156 | \$5,482 | \$5,826 | \$6,193 |             |
| ENR-5129-(grade)-2D | 2 Metal Duo, 2 Casters |           |           |              |    |         |             |         |         |         |         |         |         |         |         |             |
| ENR-5129-(grade)-4S | 4 Metal                |           |           |              |    |         |             |         |         |         |         |         |         |         |         |             |
| ENR-5129-(grade)-2S | 2 Metal, 2 Casters     |           |           |              |    |         |             |         |         |         |         |         |         |         |         |             |
| ENR-5129-(grade)-4W | 4 Wood                 |           |           |              |    |         |             |         |         |         |         |         |         |         |         |             |
| ENR-5129-(grade)-2W | 2 Wood, 2 Casters      |           |           |              |    |         |             |         |         |         |         |         |         |         |         |             |
| ENR-5129-(grade)-4C | 4 Casters              |           |           |              |    |         |             |         |         |         |         |         |         |         |         |             |
| ENA-4829-(grade)-4D | 4 Metal Duo            | Uph       | 18"       | No           | 56 | 4.5     | \$3,287     | \$3,557 | \$3,826 | \$4,097 | \$4,457 | \$4,733 | \$5,026 | \$5,335 | \$5,664 |             |
| ENA-4829-(grade)-2D | 2 Metal Duo, 2 Casters |           |           |              |    |         |             |         |         |         |         |         |         |         |         |             |
| ENA-4829-(grade)-4S | 4 Metal                |           |           |              |    |         |             |         |         |         |         |         |         |         |         |             |
| ENA-4829-(grade)-2S | 2 Metal, 2 Casters     |           |           |              |    |         |             |         |         |         |         |         |         |         |         |             |
| ENA-4829-(grade)-4W | 4 Wood                 |           |           |              |    |         |             |         |         |         |         |         |         |         |         |             |
| ENA-4829-(grade)-2W | 2 Wood, 2 Casters      |           |           |              |    |         |             |         |         |         |         |         |         |         |         |             |
| ENA-4829-(grade)-4C | 4 Casters              |           |           |              |    |         |             |         |         |         |         |         |         |         |         |             |


### Set Up Charges and Upcharges for Non-Standard and Custom Finishes

| Model Number        | Description  | List Price |
|---------------------|--|------------|
| Group 2 Powder Coat | Set up charge, per color, per order, for Group 2 Powder Coat | \$329      |
| Non-Standard PVC    | Upcharge, per color, per order, for non-standard PVC         | \$911      |
| Non-Standard Stain  | Upcharge for non-standard stains already matched             | \$283      |
| Sprayon Finish      | Upcharge, per color, per order, for Sprayon finish           | \$329      |

#### Required to order: Model # including options if applicable

- fabric grade and selection
- powder coat selection
- HPL selection (if applicable)

#### Connectivity Option



| DUET  |   |            |
|---|---|------------|
| In-surface, rectangular panel, Upholstery, Face-mount (2" x 3.25" cutout, 3.75" between mounting holes) |   |            |
| Model Number  | Description   | List Price |
| ADUF-1P1UC-72-B   | 1 AC receptacle, 1 USB-A & 1 USB-C port, 72" cord, Black Plate              | \$384      |
| ADUF-1P1UC-72-S   | 1 AC receptacle, 1 USB-A & 1 USB-C port, 72" cord, Silver Powdercoat Plate  | \$384      |
| ADUF-1P1UC-72-W   | 1 AC receptacle, 1 USB-A & 1 USB-C port, 72" cord, White Plate              | \$384      |
| ADUF-1P1UC-120-B  | 1 AC receptacle, 1 USB-A & 1 USB-C port, 120" cord, Black Plate             | \$392      |
| ADUF-1P1UC-120-S  | 1 AC receptacle, 1 USB-A & 1 USB-C port, 120" cord, Silver Powdercoat Plate | \$392      |
| ADUF-1P1UC-120-W  | 1 AC receptacle, 1 USB-A & 1 USB-C port, 120" cord, White Plate             | \$392      |

Prices and specifications subject to change without notice

P-ENGAGE-240114

www.mtcontract.com • Tel: 231-861-2194



# ENGAGE Jr.

## Lounge Seating


### General Specifications

**Seat:** Engage seat is constructed with 4/4 Alder hardwood and is glued and stapled. 4/4 hardwood corner blocks are glued and stapled to the inner seat frame. The seat is then covered with 5" of foam with 1.8 density and a 36 ILD rating.

**Back:** The back is constructed with 4/4 Alder hardwood and is glued and stapled. 4/4 hardwood corner blocks are glued and stapled to the inner back frame. The back is then covered with 2.5" of foam with 1.8 density and a 24 ILD rating. The back is secured to the seat with T-nuts and 4 bolts.

**Glides:** Seats are fitted with 1" H ABS self-levelling glides.

**Connectivity Options:** Engage Seating can be fitted with connectivity accessories on the right or left side of the seat. Use the suffix -ER to indicate connectivity location to be the right side or use -EL to indicate connectivity location to be the left side. **Note:** "Right" and "left" are determined from the perspective of one who is seated in the seat.



ENA-2529



ENAW-3035



ENA-4829


| Engage Jr.         |                      |      |      |           |      |      |         |             |         |         |         |         |         |         |         |         |
|--------------------|----------------------|------|------|-----------|------|------|---------|-------------|---------|---------|---------|---------|---------|---------|---------|---------|
| Model Number       | Base                 | Seat | Back | Seat hgt. | Arms | Wgt. | COM Yd. | List Prices |         |         |         |         |         |         |         |         |
|                    |                      |      |      |           |      |      |         | Grade 1 COM | Grade 2 | Grade 3 | Grade 4 | Grade 5 | Grade 6 | Grade 7 | Grade 8 | Grade 9 |
| ENAJ-2529-(grade)  | Self-leveling Glides | Uph  | Uph  | 16"       | No   | 34   | 2.5     | \$2,302     | \$2,411 | \$2,518 | \$2,627 | \$2,791 | \$2,902 | \$3,017 | \$3,135 | \$3,260 |
| ENAWJ-3035-(grade) | Self-leveling Glides | Uph  | Uph  | 16"       | No   | 34   | 3       | \$2,290     | \$2,457 | \$2,685 | \$3,037 | \$3,464 | \$3,824 | \$4,226 | \$4,671 | \$5,162 |
| ENAJ-4829-(grade)  | Self-leveling Glides | Uph  | Uph  | 16"       | No   | 56   | 4.5     | \$3,287     | \$3,557 | \$3,826 | \$4,097 | \$4,457 | \$4,733 | \$5,026 | \$5,335 | \$5,664 |

### Set Up Charges and Upcharges for Non-Standard and Custom Finishes

| Model Number        | Description  | List Price |
|---------------------|--|------------|
| Group 2 Powder Coat | Set up charge, per color, per order, for Group 2 Powder Coat | \$329      |
| Non-Standard PVC    | Upcharge, per color, per order, for non-standard PVC         | \$911      |
| Non-Standard Stain  | Upcharge for non-standard stains already matched             | \$283      |
| Sprayon Finish      | Upcharge, per color, per order, for Sprayon finish           | \$329      |

**Required to order:** Model # including options if applicable  
 • Fabric grade and selection

### Connectivity Option



| DUET  |   |            |
|---|---|------------|
| In-surface, rectangular panel, Upholstery, Face-mount (2" x 3.25" cutout, 3.75" between mounting holes) |   |            |
| Model Number  | Description   | List Price |
| ADUF-1P1UC-72-B   | 1 AC receptacle, 1 USB-A & 1 USB-C port, 72" cord, Black Plate              | \$384      |
| ADUF-1P1UC-72-S   | 1 AC receptacle, 1 USB-A & 1 USB-C port, 72" cord, Silver Powdercoat Plate  | \$384      |
| ADUF-1P1UC-72-W   | 1 AC receptacle, 1 USB-A & 1 USB-C port, 72" cord, White Plate              | \$384      |
| ADUF-1P1UC-120-B  | 1 AC receptacle, 1 USB-A & 1 USB-C port, 120" cord, Black Plate             | \$392      |
| ADUF-1P1UC-120-S  | 1 AC receptacle, 1 USB-A & 1 USB-C port, 120" cord, Silver Powdercoat Plate | \$392      |
| ADUF-1P1UC-120-W  | 1 AC receptacle, 1 USB-A & 1 USB-C port, 120" cord, White Plate             | \$392      |