

General Specifications – DRIFT Mobile Open Tote Storage

End/Intermediate Panels: All end and intermediate panels are un-detailed 1" engineered wood with high pressure laminate or melamine on both faces; exposed edges are banded with 3mm PVC with edges and corners radiused 1/8". Intermediate panels are machined on both faces for the mounting of tote rails. One (1) mobile storage unit is constructed of two (2) end panels and two (2) intermediate panels.

Top: The top panel is 1" thick engineered with high pressure laminate or melamine faces. The edges are banded with 3mm PVC. The back edge of the panel is dadoed to contain the back panel. The top is attached with mounting brackets.

Base: The base is 1" thick engineered wood with a high pressure laminate or melamine face and a .030 phenolic backer; exposed edges are banded with 3mm PVC with edges and corners radiused 1/8". The back edge of the base is dadoed to contain the back panel. The base is fastened to the vertical panels with mounting brackets. 75mm locking swivel casters with thermoplastic elastomer treads are bolted to the bottom of the base using 5/16"-18 machine bolts. Casters are located at the four corners of the base.

Tote Rails: TOTR tote rails, which allow totes to be fully removable and Stop-n-Tilt are mounted on the inside faces of the end panels and both faces of the intermediate panels. Tote rail type and spacing is suitable for the use of TOT03_ & TOT06_ totes. *Totes are not included.*

Back Panel: Backs are 14-gauge perforated powder coated steel panels (DFTS). **Note:** Wood and Laminate back panels indicated in the Anyspace Catalog (171018) are no longer available.

Handles and Connecting Magnets: Models designated to receive handles and connecting magnets (DFTH and DFTSH) will have powder coated steel handles mounted on the cabinet top at each end. One set of round connecting magnets (one magnet and one plate) will be mounted on each end panel.

Note: DRIFT models ship assembled

18"D DRIFT units with connecting magnets are designed to connect with only 18"D DRIFT units.

24"D DRIFT units with connecting magnets are designed to connect with only 24"D DRIFT units.



HPL Construction - Open Tote				
Model Number	Description		Wgt.	List Price
DFTS-42-3618S-TOTO-L-MOB	42"W x 36"H x 18"D	Steel back, TOTR tote rails (totes not included)		\$2,737
DFTS-42-4218S-TOTO-L-MOB	42"W x 42"H x 18"D	Steel back, TOTR tote rails (totes not included)		\$2,737
DFTS-42-4818S-TOTO-L-MOB	42"W x 48"H x 18"D	Steel back, TOTR tote rails (totes not included)		\$2,752
DFTSH-42-3618S-TOTO-L-MOB	42"W x 36"H x 18"D	Steel back, TOTR tote rails (totes not included)		\$2,913
DFTSH-42-4218S-TOTO-L-MOB	42"W x 42"H x 18"D	Steel back, TOTR tote rails (totes not included)		\$2,913
DFTSH-42-4818S-TOTO-L-MOB	42"W x 48"H x 18"D	Steel back, TOTR tote rails (totes not included)		\$2,929
Model Number	Description		Wgt.	List Price
DFTLG-42-4218S-TOTO-L-MOB	42"W x 42"H x 18"D	Lego® back, TOTR tote rails (totes not included)		\$3,439
DFTLG-42-4818S-TOTO-L-MOB	42"W x 48"H x 18"D	Lego® back, TOTR tote rails (totes not included)		\$3,453
DFTLGH-42-4218S-TOTO-L-MOB	42"W x 42"H x 18"D	Lego® back, TOTR tote rails (totes not included)		\$3,613
DFTLGH-42-4818S-TOTO-L-MOB	42"W x 48"H x 18"D	Lego® back, TOTR tote rails (totes not included)		\$3,625

Melamine Construction - Open Tote				
Model Number	Description		Wgt.	List Price
DFTS-42-3618S-TOTO-T-MOB	42"W x 36"H x 18"D	Steel back, TOTR tote rails (totes not included)		\$2,309
DFTS-42-4218S-TOTO-T-MOB	42"W x 42"H x 18"D	Steel back, TOTR tote rails (totes not included)		\$2,309
DFTS-42-4818S-TOTO-T-MOB	42"W x 48"H x 18"D	Steel back, TOTR tote rails (totes not included)		\$2,324
DFTSH-42-3618S-TOTO-T-MOB	42"W x 36"H x 18"D	Steel back, TOTR tote rails (totes not included)		\$2,486
DFTSH-42-4218S-TOTO-T-MOB	42"W x 42"H x 18"D	Steel back, TOTR tote rails (totes not included)		\$2,486
DFTSH-42-4818S-TOTO-T-MOB	42"W x 48"H x 18"D	steel back, TOTR tote rails (totes not included)		\$2,499
Model Number	Description		Wgt.	List Price
DFTLG-42-4218S-TOTO-T-MOB	42"W x 42"H x 18"D	Lego® back, TOTR tote rails (totes not included)		\$3,022
DFTLG-42-4818S-TOTO-T-MOB	42"W x 48"H x 18"D	Lego® back, TOTR tote rails (totes not included)		\$3,035
DFTLGH-42-4218S-TOTO-T-MOB	42"W x 42"H x 18"D	Lego® back, TOTR tote rails (totes not included)		\$3,194
DFTLGH-42-4818S-TOTO-T-MOB	42"W x 48"H x 18"D	Lego® back, TOTR tote rails (totes not included)		\$3,206

Required to order: Model # including options if applicable.

- HPL selection (if applicable)
- melamine selection (if applicable)
- powder coat (if applicable)
- PVC selection

Drift Open Tote Storage

Storage Solutions



TFL Exterior/HPL back panel Construction - Learning Curve				
Model Number	Overall Dimensions	Description	Wgt.	List Price
DFT-60-3018XTOT-TL-MOB	18"D x 60"W x 30"H	TFL with HPL back panel, 1 adj. shelf on Outer Curve, Tote rails		\$2,820
DFT-60-3618XTOT-TL-MOB	18"D x 60"W x 36"H	TFL with HPL back panel, 1 adj. shelf on Outer Curve, Tote rails		\$2,909
DFT-60-4218XTOT-TL-MOB	18"D x 60"W x 42"H	TFL with HPL back panel, 2 adj. shelves on Outer Curve, Tote rails		\$3,198
HPL Construction - Learning Curve				
Model Number	Overall Dimensions	Description	Wgt.	List Price
DFT-60-3018XTOT-L-MOB	18"D x 60"W x 30"H	HPL, 1 adj. shelf on Outer Curve, Tote rails		\$3,120
DFT-60-3618XTOT-L-MOB	18"D x 60"W x 36"H	HPL, 1 adj. shelf on Outer Curve, Tote rails		\$3,209
DFT-60-4218XTOT-L-MOB	18"D x 60"W x 42"H	HPL, 2 adj. shelves on Outer Curve, Tote rails		\$3,498

Prices and specifications subject to change without notice

P-DRIFT-STORAGE-240114

Drift Open Tote Storage

Storage Solutions

Toto 3" Tote - 3"H x 12.25"W x 15.25"D			
Model No.	Description	Wgt	List Price
TOT03-T01	Translucent		\$38
TOT03-T13	Blue Heron		\$38
TOT03-T15	Falcon		\$38
TOT03-T18	Purple Martin		\$38
TOT03-T21	Goldfinch		\$38
TOT03-T22	Parakeet		\$38
TOT03-T23	Oriole		\$38
TOT03-T24	Cardinal		\$38
TOT03-T27	Blue Wren		\$38
TOT03-T29	Hummingbird		\$38
TOT03-T30	Rio		\$38

Toto 6" Tote - 6"H x 12.25"W x 15.25"D			
Model No.	Description	Wgt	List Price
TOT06-T01	Translucent		\$52
TOT06-T13	Blue Heron		\$52
TOT06-T15	Falcon		\$52
TOT06-T18	Purple Martin		\$52
TOT06-T21	Goldfinch		\$52
TOT06-T22	Parakeet		\$52
TOT06-T23	Oriole		\$52
TOT06-T24	Cardinal		\$52
TOT06-T27	Blue Wren		\$52
TOT06-T29	Hummingbird		\$52
TOT06-T30	Rio		\$52

Toto Tote Rails - For use in casework or as undermount rails for tables and desks			
Model No.	Description	Wgt	List Price
TOTR-PR-T15	Pair of Tote Rails, T15 Falcon		\$28
TOTR-LH-T15	Replacement Left Hand Tote Rail, Falcon		\$14
TOTR-RH-T15	Replacement Right Hand Tote Rail, T15 Falcon		\$14

Required to order: Model # including options if applicable.

- HPL selection (if applicable)
- melamine selection (if applicable)
- powder coat (if applicable)
- PVC selection

Drift Open Storage


Storage Solutions

General Specifications – DRIFT Mobile Open Storage

End/Intermediate Panels: All end and intermediate panels are un-detailed 1" engineered wood with high pressure laminate or melamine on both faces; exposed edges are banded with 3mm PVC with edges and corners radiused 1/8". All panels permit shelf adjustment on 32mm increments. Intermediate panel is machined on both faces. Threaded 5/16-18 metal inserts are embedded into the top and the bottom of the starter panels to facilitate attachment brackets for mounting of the top panel and base shelf. One (1) mobile storage unit is constructed of two (2) end panels and on 24" deep models, one (1) intermediate panel.

Top: The top panel is 1" thick engineered with high pressure laminate or melamine faces. The edges are banded with 3mm PVC. The back edge of the panel is dadoed to contain the back panel. The top is attached with mounting brackets.

Base: The base is 1" thick engineered wood with a high pressure laminate or melamine face and a .030 phenolic backer; exposed edges are banded with 3mm PVC with edges and corners radiused 1/8". The back edge of the base is dadoed to contain the back panel. The base is fastened to the vertical panels with mounting brackets. 75mm locking swivel casters with thermoplastic elastomer treads are bolted to the bottom of the base using 5/16" - 18 machine bolts. Casters are located at the four corners of the base.



Adjustable Shelves: The adjustable shelves are veneer core 1" nine ply hardwood plywood with high pressure laminate faces on HPL construction models and 1" thick engineered wood with melamine faces on melamine construction models; exposed edges are banded with 3mm PVC with edges and corners radiused 1/8". They are bored in 4 locations on the underside to accept seismically rated shelf pins. **Note:** All Drift units over 48"H receive a "fixed" adjustable shelf. The shelf is adjustable, but will require a screwdriver to make the adjustment.

Back Panel: Engineered wood backs are 1/4" thick with high pressure laminate or melamine on both faces.

Handles and Connecting Magnets: Models designated to receive handles and connecting magnets (DFTH) will have powder coated steel handles mounted on the cabinet top at each end. One set of round connecting magnets (one magnet and one plate) will be mounted on each end panel.

Note: DRIFT models ship assembled

18"D DRIFT units with connecting magnets are designed to connect with only 18"D DRIFT units.

24"D DRIFT units with connecting magnets are designed to connect with only 24"D DRIFT units.

Single-Face - HPL Construction - Open Storage				
Model Number	Description	Wt	List Price	
DFT-24-3018S-OS-L-MOB	18"D x 24"W x 30"H 1 adjustable shelf		\$1,140	
DFT-24-3618S-OS-L-MOB	18"D x 24"W x 36"H 1 adjustable shelf		\$1,187	
DFT-24-3024S-OS-L-MOB	24"D x 24"W x 30"H 1 adjustable shelf		\$1,170	
DFT-24-3624S-OS-L-MOB	24"D x 24"W x 36"H 1 adjustable shelf		\$1,220	
DFT-36-3618S-OS-L-MOB	18"D x 36"W x 36"H 1 adjustable shelf		\$1,566	
DFT-36-4218S-OS-L-MOB	18"D x 36"W x 42"H 2 adjustable shelves		\$1,786	
DFT-36-4818S-OS-L-MOB	18"D x 36"W x 48"H 2 adjustable shelves		\$1,799	
DFT-36-5418S-OS-L-MOB	18"D x 36"W x 54"H 3 adjustable shelves		\$2,070	
DFT-36-3624S-OS-L-MOB	24"D x 36"W x 36"H 1 adjustable shelves		\$1,724	
DFT-36-4224S-OS-L-MOB	24"D x 36"W x 42"H 2 adjustable shelves		\$2,014	
DFT-36-4824S-OS-L-MOB	24"D x 36"W x 48"H 2 adjustable shelves		\$2,029	
DFT-36-5424S-OS-L-MOB	24"D x 36"W x 54"H 3 adjustable shelves		\$2,271	
DFT-36-7224S-OS-L-MOB	24"D x 36"W x 72"D 4 adjustable shelves		\$2,829	

Single-Face - Melamine Construction - Open Storage				
Model Number	Description	Wt	List Price	
DFT-24-3018S-OS-T-MOB	18"D x 24"W x 30"H 1 adjustable shelf		\$779	
DFT-24-3618S-OS-T-MOB	18"D x 24"W x 36"H 1 adjustable shelf		\$829	
DFT-24-3024S-OS-T-MOB	24"D x 24"W x 30"H 1 adjustable shelf		\$825	
DFT-24-3624S-OS-T-MOB	24"D x 24"W x 36"H 1 adjustable shelf		\$875	
DFT-36-3618S-OS-T-MOB	18"D x 36"W x 36"H 1 adjustable shelf		\$1,172	
DFT-36-4218S-OS-T-MOB	18"D x 36"W x 42"H 2 adjustable shelves		\$1,255	
DFT-36-4818S-OS-T-MOB	18"D x 36"W x 48"H 2 adjustable shelves		\$1,269	
DFT-36-5418S-OS-T-MOB	18"D x 36"W x 54"H 3 adjustable shelves		\$1,407	
DFT-36-3624S-OS-T-MOB	24"D x 36"W x 36"H 1 adjustable shelves		\$1,242	
DFT-36-4224S-OS-T-MOB	24"D x 36"W x 42"H 2 adjustable shelves		\$1,378	
DFT-36-4824S-OS-T-MOB	24"D x 36"W x 48"H 2 adjustable shelves		\$1,393	
DFT-36-5424S-OS-T-MOB	24"D x 36"W x 54"H 3 adjustable shelves		\$1,476	
DFT-36-7224S-OS-T-MOB	24"D x 36"W x 72"H 4 adjustable shelves		\$1,793	

Handles and Connecting Magnets				
Model Number	Description	Wt	List Price	
DFTH-24-3018S-OS-L-MOB	18"D x 24"W x 30"H 1 adjustable shelf		\$1,360	
DFTH-24-3618S-OS-L-MOB	18"D x 24"W x 36"H 1 adjustable shelf		\$1,407	
DFTH-24-3024S-OS-L-MOB	24"D x 24"W x 30"H 1 adjustable shelf		\$1,390	
DFTH-24-3624S-OS-L-MOB	24"D x 24"W x 36"H 1 adjustable shelf		\$1,440	
DFTH-36-3618S-OS-L-MOB	18"D x 36"W x 36"H 1 adjustable shelf		\$1,743	
DFTH-36-4218S-OS-L-MOB	18"D x 36"W x 42"H 2 adjustable shelves		\$1,963	
DFTH-36-4818S-OS-L-MOB	18"D x 36"W x 48"H 2 adjustable shelves		\$1,978	
DFTH-36-5418S-OS-L-MOB	18"D x 36"W x 54"H 3 adjustable shelves		\$2,247	
DFTH-36-3624S-OS-L-MOB	24"D x 36"W x 36"H 1 adjustable shelves		\$1,903	
DFTH-36-4224S-OS-L-MOB	24"D x 36"W x 42"H 2 adjustable shelves		\$2,191	
DFTH-36-4824S-OS-L-MOB	24"D x 36"W x 48"H 2 adjustable shelves		\$2,205	
DFTH-36-5424S-OS-L-MOB	24"D x 36"W x 54"H 3 adjustable shelves		\$2,446	
DFTH-36-7224S-OS-L-MOB	24"D x 36"W x 72"D 4 adjustable shelves		\$3,006	


Handles and Connecting Magnets				
Model Number	Description	Wt	List Price	
DFTH-24-3018S-OS-T-MOB	18"D x 24"W x 30"H 1 adjustable shelf		\$999	
DFTH-24-3618S-OS-T-MOB	18"D x 24"W x 36"H 1 adjustable shelf		\$1,049	
DFTH-24-3024S-OS-T-MOB	24"D x 24"W x 30"H 1 adjustable shelf		\$1,045	
DFTH-24-3624S-OS-T-MOB	24"D x 24"W x 36"H 1 adjustable shelf		\$1,095	
DFTH-36-3618S-OS-T-MOB	18"D x 36"W x 36"H 1 adjustable shelf		\$1,349	
DFTH-36-4218S-OS-T-MOB	18"D x 36"W x 42"H 2 adjustable shelves		\$1,430	
DFTH-36-4818S-OS-T-MOB	18"D x 36"W x 48"H 2 adjustable shelves		\$1,444	
DFTH-36-5418S-OS-T-MOB	18"D x 36"W x 54"H 3 adjustable shelves		\$1,583	
DFTH-36-3624S-OS-T-MOB	24"D x 36"W x 36"H 1 adjustable shelves		\$1,416	
DFTH-36-4224S-OS-T-MOB	24"D x 36"W x 42"H 2 adjustable shelves		\$1,555	
DFTH-36-4824S-OS-T-MOB	24"D x 36"W x 48"H 2 adjustable shelves		\$1,568	
DFTH-36-5424S-OS-T-MOB	24"D x 36"W x 54"H 3 adjustable shelves		\$1,651	
DFTH-36-7224S-OS-T-MOB	24"D x 36"W x 72"H 4 adjustable shelves		\$1,969	

Prices and specifications subject to change without notice

P-DRIFT-STORAGE-240114

Drift Open Storage

Storage Solutions



Double-Face - HPL Construction - Open Storage				
DFT-24-3024S-OS-L-MOB	24"D x 24"W x 30"H	2 adjustable shelves		\$1,270
DFT-24-3624S-OS-L-MOB	24"D x 24"W x 36"H	2 adjustable shelves		\$1,310
DFTS-36-3624SD-OS-L-MOB	24"D x 36"W x 36"H	2 adjustable shelves		\$2,463
DFTS-36-4224SD-OS-L-MOB	24"D x 36"W x 42"H	4 adjustable shelves		\$2,876
DFTS-36-4824SD-OS-L-MOB	24"D x 36"W x 48"H	4 adjustable shelves		\$2,887
DFTS-36-5424SD-OS-L-MOB	24"D x 36"W x 54"H	6 adjustable shelves		\$3,242
Handles and Connecting Magnets				
DFTH-24-3024S-OS-L-MOB	24"D x 24"W x 30"H	2 adjustable shelves		\$1,490
DFTH-24-3624S-OS-L-MOB	24"D x 24"W x 36"H	2 adjustable shelves		\$1,530
DFTSH-36-3624SD-OS-L-MOB	24"D x 36"W x 36"H	2 adjustable shelves		\$2,639
DFTSH-36-4224SD-OS-L-MOB	24"D x 36"W x 42"H	4 adjustable shelves		\$3,052
DFTSH-36-4824SD-OS-L-MOB	24"D x 36"W x 48"H	4 adjustable shelves		\$3,064
DFTSH-36-5424SD-OS-L-MOB	24"D x 36"W x 54"H	6 adjustable shelves		\$3,416

Double-Face Melamine Construction - Open Storage				
DFT-24-3024D-OS-T-MOB	24"D x 24"W x 30"H	2 adjustable shelves		\$869
DFT-24-3624D-OS-T-MOB	24"D x 24"W x 36"H	2 adjustable shelves		\$919
DFT-36-3624SD-OS-T-MOB	24"D x 36"W x 36"H	2 adjustable shelves		\$2,065
DFT-36-4224SD-OS-T-MOB	24"D x 36"W x 42"H	4 adjustable shelves		\$2,295
DFT-36-4824SD-OS-T-MOB	24"D x 36"W x 48"H	4 adjustable shelves		\$2,308
DFT-36-5424SD-OS-T-MOB	24"D x 36"W x 54"H	6 adjustable shelves		\$2,405
Handles and Connecting Magnets				
DFTH-24-3024D-OS-T-MOB	24"D x 24"W x 30"H	2 adjustable shelves		\$1,055
DFTH-24-3624D-OS-T-MOB	24"D x 24"W x 36"H	2 adjustable shelves		\$1,095
DFTH-36-3624SD-OS-T-MOB	24"D x 36"W x 36"H	2 adjustable shelves		\$2,242
DFTH-36-4224SD-OS-T-MOB	24"D x 36"W x 42"H	4 adjustable shelves		\$2,469
DFTH-36-4824SD-OS-T-MOB	24"D x 36"W x 48"H	4 adjustable shelves		\$2,485
DFTH-36-5424SD-OS-T-MOB	24"D x 36"W x 54"H	6 adjustable shelves		\$2,583

Set Up Charges and Upcharges for Non-Standard and Custom Finishes		
Model Number	Description	List Price
Group 2 Powder Coat	Set up charge, per color, per order, for Group 2 Powder Coat	\$329
Non-Standard PVC	Upcharge, per color, per order, for non-standard PVC	\$911

Required to order: Model # including options if applicable.

- HPL selection (if applicable)
- Melamine selection (if applicable)
- PVC selection

General Specifications – DRIFT Mobile Open Cubicle Storage

End/Intermediate Panels: All end and intermediate panels are un-detailed 1" engineered wood with high pressure laminate or melamine on both faces; exposed edges are banded with 3mm PVC with edges and corners radiused 1/8". All panels permit shelf adjustment on 32mm increments. Intermediate panel is machined on both faces. Threaded 5/16-18 metal inserts are embedded into the top and the bottom of the starter panels to facilitate attachment brackets for mounting of the top panel and base shelf. One (1) mobile storage unit is constructed of two (2) end panels and one (1) intermediate panel.

Top: The top panel is 1" thick engineered with high pressure laminate or melamine faces. The edges are banded with 3mm PVC. The back edge of the panel is dadoed to contain the back panel. The top is attached with mounting brackets.

Base: The base is 1" thick engineered wood with a high pressure laminate or melamine face and a .030 phenolic backer; exposed edges are banded with 3mm PVC with edges and corners radiused 1/8". The back edge of the base is dadoed to contain the back panel. The base is fastened to the vertical panels with mounting brackets. 75mm locking swivel casters with thermoplastic elastomer treads are bolted to the bottom of the base using 5/16" - 18 machine bolts. Casters are located at the four corners of the base.

Adjustable Shelves: The adjustable shelves are veneer core 1" nine ply hardwood plywood with high pressure laminate faces on HPL construction models and 1" thick engineered wood with melamine faces on melamine construction models; exposed edges are banded with 3mm PVC with edges and corners radiused 1/8". They are bored in 4 locations on the underside to accept seismically rated shelf pins.

Note: All Drift units over 48"H receive a "fixed" adjustable shelf. The shelf is adjustable, but will require a screwdriver to make the adjustment.

Back Panel: Engineered wood backs are 1/4" thick with high pressure laminate or melamine on both faces.

Handles and Connecting Magnets: Models designated to receive handles and connecting magnets (DFTH) will have powder coated steel handles mounted on the cabinet top at each end. One set of round connecting magnets (one magnet and one plate) will be mounted on each end panel.

Note: DRIFT models ship assembled

18"D DRIFT units with connecting magnets are designed to connect with only 18"D DRIFT units.

24"D DRIFT units with connecting magnets are designed to connect with only 24"D DRIFT units.



Single-Face - Open Cubicle - HIGH PRESSURE LAMINATE CONSTRUCTION - Laminate Back - Ships Assembled				
Model Number	Description		Wt.	List Price
DFT-42-3618S-OCB-L-MOB	18"D x 42"W x 36"H	2 adjustable shelves		\$1,746
*DFT-42-4218S-OCB-L-MOB	18"D x 42"W x 42"H	4 adjustable shelves		\$2,017
*DFT-42-4818S-OCB-L-MOB	18"D x 42"W x 48"H	4 adjustable shelves		\$2,032
DFT-42-5418S-OCB-L-MOB	18"D x 42"W x 54"H	6 adjustable shelves		\$2,250
DFT-42-3624S-OCB-L-MOB	24"D x 42"W x 36"H	2 adjustable shelves		\$1,905
DFT-42-4224S-OCB-L-MOB	24"D x 42"W x 42"H	4 adjustable shelves		\$2,193
DFT-42-4824S-OCB-L-MOB	24"D x 42"W x 48"H	4 adjustable shelves		\$2,207
DFT-42-5424S-OCB-L-MOB	24"D x 42"W x 54"H	6 adjustable shelves		\$2,451
DFT-42-7224S-OCB-L-MOB	24"D x 42"W x 72"H	8 adjustable shelves		\$3,010
with Handles and Connecting Magnets				
DFTH-42-3618S-OCB-L-MOB	18"D x 42"W x 36"H	2 adjustable shelves		\$1,920
*DFTH-42-4218S-OCB-L-MOB	18"D x 42"W x 42"H	4 adjustable shelves		\$2,193
*DFTH-42-4818S-OCB-L-MOB	18"D x 42"W x 48"H	4 adjustable shelves		\$2,207
DFTH-42-5418S-OCB-L-MOB	18"D x 42"W x 54"H	6 adjustable shelves		\$2,428
DFTH-42-3624S-OCB-L-MOB	24"D x 42"W x 36"H	2 adjustable shelves		\$2,082
DFTH-42-4224S-OCB-L-MOB	24"D x 42"W x 42"H	4 adjustable shelves		\$2,372
DFTH-42-4824S-OCB-L-MOB	24"D x 42"W x 48"H	4 adjustable shelves		\$2,384
DFTH-42-5424S-OCB-L-MOB	24"D x 42"W x 54"H	6 adjustable shelves		\$2,625
DFTH-42-7224S-OCB-L-MOB	24"D x 42"W x 72"H	8 adjustable shelves		\$3,188



Single-Face - Open Cubicle - HIGH PRESSURE LAMINATE CONSTRUCTION - Perforated Metal Back - Ships Assembled			
Model Number	Description	Wt.	List Price
*DFTS-42-4218S-OCB-L-MOB	18"D x 42"W x 42"H	4 adjustable shelves	\$2,299
*DFTS-42-4818S-OCB-L-MOB	18"D x 42"W x 48"H	4 adjustable shelves	\$2,299
DFTS-42-4224S-OCB-L-MOB	24"D x 42"W x 42"H	4 adjustable shelves	\$2,476
DFTS-42-4824S-OCB-L-MOB	24"D x 42"W x 48"H	4 adjustable shelves	\$2,489
with Handles and Connecting Magnets			
*DFTSH-42-4218S-OCB-L-MOB	18"D x 42"W x 42"H	4 adjustable shelves	\$2,476
*DFTSH-42-4818S-OCB-L-MOB	18"D x 42"W x 48"H	4 adjustable shelves	\$2,476
DFTSH-42-4224S-OCB-L-MOB	24"D x 42"W x 42"H	4 adjustable shelves	\$2,650
DFTSH-42-4824S-OCB-L-MOB	24"D x 42"W x 48"H	4 adjustable shelves	\$2,667



Double-Face - Open Cubicle - HIGH PRESSURE LAMINATE CONSTRUCTION - Perforated Metal Back - Ships Assembled			
Model Number	Description	Wt.	List Price
DFTS-42-3624SD-OCB-L-MOB	24"D x 42"W x 36"H	4 adjustable shelves	\$2,717
DFTS-42-4224SD-OCB-L-MOB	24"D x 42"W x 42"H	8 adjustable shelves	\$3,156
DFTS-42-4824SD-OCB-L-MOB	24"D x 42"W x 48"H	8 adjustable shelves	\$3,171
DFTS-42-5424SD-OCB-L-MOB	24"D x 42"W x 54"H	12 adjustable shelves	\$3,498
with Handles and Connecting Magnets			
DFTSH-42-3624SD-OCB-L-MOB	24"D x 42"W x 36"H	4 adjustable shelves	\$2,892
DFTSH-42-4224SD-OCB-L-MOB	24"D x 42"W x 42"H	8 adjustable shelves	\$3,334
DFTSH-42-4824SD-OCB-L-MOB	24"D x 42"W x 48"H	8 adjustable shelves	\$3,348
DFTSH-42-5424SD-OCB-L-MOB	24"D x 42"W x 54"H	12 adjustable shelves	\$3,675

Required to order: Model # including options if applicable.

- HPL selection (if applicable)
- melamine selection (if applicable)
- PVC selection
- Powder coat selection (if applicable)

Drift Open Storage

Storage Solutions

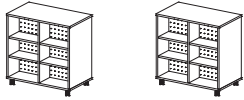


Single-Face - Open Cubicle - MELAMINE CONSTRUCTION - Melamine Back - Ships Assembled				
Model Number	Description		Wt.	List Price
DFT-42-3618S-OCB-T-MOB	18"D x 42"W x 36"H	2 adjustable shelves		\$1,205
*DFT-42-4218S-OCB-T-MOB	18"D x 42"W x 42"H	4 adjustable shelves		\$1,292
*DFT-42-4818S-OCB-T-MOB	18"D x 42"W x 48"H	4 adjustable shelves		\$1,305
DFT-42-5418S-OCB-T-MOB	18"D x 42"W x 54"H	6 adjustable shelves		\$1,407
DFT-42-3624S-OCB-T-MOB	24"D x 42"W x 36"H	2 adjustable shelves		\$1,275
DFT-42-4224S-OCB-T-MOB	24"D x 42"W x 42"H	4 adjustable shelves		\$1,410
DFT-42-4824S-OCB-T-MOB	24"D x 42"W x 48"H	4 adjustable shelves		\$1,425
DFT-42-5424S-OCB-T-MOB	24"D x 42"W x 54"H	6 adjustable shelves		\$1,508
DFT-42-7224S-OCB-T-MOB	24"D x 42"W x 72"H	8 adjustable shelves		\$1,825
with Handles and Connecting Magnets				
DFTH-42-3618S-OCB-T-MOB	18"D x 42"W x 36"H	2 adjustable shelves		\$1,379
*DFTH-42-4218S-OCB-T-MOB	18"D x 42"W x 42"H	4 adjustable shelves		\$1,467
*DFTH-42-4818S-OCB-T-MOB	18"D x 42"W x 48"H	4 adjustable shelves		\$1,482
DFTH-42-5418S-OCB-T-MOB	18"D x 42"W x 54"H	6 adjustable shelves		\$1,583
DFTH-42-3624S-OCB-T-MOB	24"D x 42"W x 36"H	2 adjustable shelves		\$1,451
DFTH-42-4224S-OCB-T-MOB	24"D x 42"W x 42"H	4 adjustable shelves		\$1,587
DFTH-42-4824S-OCB-T-MOB	24"D x 42"W x 48"H	4 adjustable shelves		\$1,600
DFTH-42-5424S-OCB-T-MOB	24"D x 42"W x 54"H	6 adjustable shelves		\$1,684
DFTH-42-7224S-OCB-T-MOB	24"D x 42"W x 72"H	8 adjustable shelves		\$2,003
Single-Face - Open Cubicle - MELAMINE CONSTRUCTION - Perforated Metal Back - Ships Assembled				
Model Number	Description		Wt.	List Price
*DFTS-42-4218S-OCB-T-MOB	18"D x 42"W x 42"H	4 adjustable shelves		\$1,715
*DFTS-42-4818S-OCB-T-MOB	18"D x 42"W x 48"H	4 adjustable shelves		\$1,726
DFTS-42-4224S-OCB-T-MOB	24"D x 42"W x 42"H	4 adjustable shelves		\$1,833
DFTS-42-4824S-OCB-T-MOB	24"D x 42"W x 48"H	4 adjustable shelves		\$1,848
with Handles and Connecting Magnets				
*DFTSH-42-4218S-OCB-T-MOB	18"D x 42"W x 42"H	4 adjustable shelves		\$1,889
*DFTSH-42-4818S-OCB-T-MOB	18"D x 42"W x 48"H	4 adjustable shelves		\$1,905
DFTSH-42-4224S-OCB-T-MOB	24"D x 42"W x 42"H	4 adjustable shelves		\$2,010
DFTSH-42-4824S-OCB-T-MOB	24"D x 42"W x 48"H	4 adjustable shelves		\$2,024



Required to order: Model # including options if applicable.

- HPL selection (if applicable)
- melamine selection (if applicable)
- PVC selection
- Powder coat selection (if applicable)



Double-Face - Open Cubicle - MELAMINE CONSTRUCTION - Perforated Metal Back - Ships Assembled				
Model Number	Description		Wt.	List Price
DFTS-42-3624SD-OCB-T-MOB	24"D x 42"W x 36"H	4 adjustable shelves		\$2,119
DFTS-42-4224SD-OCB-T-MOB	24"D x 42"W x 42"H	8 adjustable shelves		\$2,605
DFTS-42-4824SD-OCB-T-MOB	24"D x 42"W x 48"H	8 adjustable shelves		\$2,647
DFTS-42-5424SD-OCB-T-MOB	24"D x 42"W x 54"H	12 adjustable shelves		\$2,989
with Handles and Connecting Magnets				
DFTSH-42-3624SD-OCB-T-MOB	24"D x 42"W x 36"H	4 adjustable shelves		\$2,296
DFTSH-42-4224SD-OCB-T-MOB	24"D x 42"W x 42"H	8 adjustable shelves		\$2,532
DFTSH-42-4824SD-OCB-T-MOB	24"D x 42"W x 48"H	8 adjustable shelves		\$2,687
DFTSH-42-5424SD-OCB-T-MOB	24"D x 42"W x 54"H	12 adjustable shelves		\$2,799

Set Up Charges and Upcharges for Non-Standard and Custom Finishes		
Model Number	Description	List Price
Group 2 Powder Coat	Set up charge, per color, per order, for Group 2 Powder Coat	\$329
Non-Standard PVC	Upcharge, per color, per order, for non-standard PVC	\$911

- Required to order:** Model # including options if applicable.
- HPL selection (if applicable)
 - melamine selection (if applicable)
 - PVC selection
 - Powder coat selection (if applicable)

Drift Cupboard Storage

Storage Solutions

General Specifications – DRIFT Mobile Cupboard Storage

End/Intermediate Panels: All end and intermediate panels are un-detailed 1" engineered wood with high pressure laminate or melamine on both faces; exposed edges are banded with 3mm PVC with edges and corners radiused 1/8". All panels permit shelf adjustment on 32mm increments.

Top: The top panel is 1" thick engineered with high pressure laminate or melamine faces. The edges are banded with 3mm PVC. The back edge of the panel is dadoed to contain the back panel. The top is attached with mounting brackets.

Base: The base is 1" thick engineered wood with a high pressure laminate or melamine face and a .030 phenolic backer; exposed edges are banded with 3mm PVC with edges and corners radiused 1/8". The back edge of the base is dadoed to contain the back panel. The base is fastened to the vertical panels with mounting brackets. 75mm locking swivel casters with thermoplastic elastomer treads are bolted to the bottom of the base using 5/16" - 18 machine bolts. Casters are located at the four corners of the base.

Adjustable Shelves: The adjustable shelves are veneer core 1" nine ply hardwood plywood with high pressure

laminate faces on HPL construction models and 1" thick engineered wood with melamine faces on melamine construction models; exposed edges are banded with 3mm PVC with edges and corners radiused 1/8". They are bored in 4 locations on the underside to accept seismically rated shelf pins. **Note:** All Drift units over 48"H receive a "fixed" adjustable shelf. The shelf is adjustable, but will require a screwdriver to make the adjustment.

Back Panel: Engineered wood backs are 1/4" thick with high pressure laminate or melamine on both faces.

Doors: Doors are 3/4" thick engineered wood with high pressure laminate or melamine on both faces. Doors are hung with concealed hinges and fitted with nickel finish loop pulls.

Handles and Connecting Magnets: Models designated to receive handles and connecting magnets (DFTH) will have powder coated steel handles mounted on the cabinet top at each end. One set of round connecting magnets (one magnet and one plate) will be mounted on each end panel.

Note: DRIFT models ship assembled

18"D DRIFT Bookcases with connecting magnets are designed to connect with other 18"D DRIFT units only.
24"D DRIFT Bookcases with connecting magnets are designed to connect with other 24"D DRIFT units only.



HPL Construction - Cupboard Storage				
Model Number	Description		Wgt.	List Price
DFT-36-3618S-CS-LL-MOB	36"W x 36"H x 18"D	1 adjustable shelf,		\$2,003
DFT-36-4218S-CS-LL-MOB	36"W x 42"H x 18"D	2 adjustable shelves		\$2,310
DFT-36-4818S-CS-LL-MOB	36"W x 48"H x 18"D	2 adjustable shelves		\$2,325
DFT-36-5418S-CS-LL-MOB	36"W x 54"H x 18"D	3 adjustable shelves		\$2,775
DFT-36-3624S-CS-LL-MOB	36"W x 36"H x 24"D	1 adjustable shelf,		\$2,160
DFT-36-4224S-CS-LL-MOB	36"W x 42"H x 24"D	2 adjustable shelves		\$2,538
DFT-36-4824S-CS-LL-MOB	36"W x 48"H x 24"D	2 adjustable shelves		\$2,552
DFT-36-5424S-CS-LL-MOB	36"W x 54"H x 24"D	3 adjustable shelves		\$2,974
DFT-36-7224S-CS-LL-MOB	36"W x 72"H x 24"D	4 adjustable shelves		\$3,714
Handles and Connecting Magnets				
DFTH-36-3618S-CS-LL-MOB	36"W x 36"H x 18"D	1 adjustable shelf,		\$2,177
DFTH-36-4218S-CS-LL-MOB	36"W x 42"H x 18"D	2 adjustable shelves		\$2,488
DFTH-36-4818S-CS-LL-MOB	36"W x 48"H x 18"D	2 adjustable shelves		\$2,500
DFTH-36-5418S-CS-LL-MOB	36"W x 54"H x 18"D	3 adjustable shelves		\$2,951
DFTH-36-3624S-CS-LL-MOB	36"W x 36"H x 24"D	1 adjustable shelf,		\$2,335
DFTH-36-4224S-CS-LL-MOB	36"W x 42"H x 24"D	2 adjustable shelves		\$2,716
DFTH-36-4824S-CS-LL-MOB	36"W x 48"H x 24"D	2 adjustable shelves		\$2,730
DFTH-36-5424S-CS-LL-MOB	36"W x 54"H x 24"D	3 adjustable shelves		\$3,150
DFTH-36-7224S-CS-LL-MOB	36"W x 72"H x 24"D	4 adjustable shelves		\$3,889

Melamine Construction - Cupboard Storage				
Model Number	Description		Wgt.	List Price
DFT-36-3618S-CS-TT-MOB	36"W x 36"H x 18"D	1 adjustable shelf,		\$1,476
DFT-36-4218S-CS-TT-MOB	36"W x 42"H x 18"D	2 adjustable shelves		\$1,599
DFT-36-4818S-CS-TT-MOB	36"W x 48"H x 18"D	2 adjustable shelves		\$1,614
DFT-36-5418S-CS-TT-MOB	36"W x 54"H x 18"D	3 adjustable shelves		\$1,905
DFT-36-3624S-CS-TT-MOB	36"W x 36"H x 24"D	1 adjustable shelf,		\$1,545
DFT-36-4224S-CS-TT-MOB	36"W x 42"H x 24"D	2 adjustable shelves		\$1,724
DFT-36-4824S-CS-TT-MOB	36"W x 48"H x 24"D	2 adjustable shelves		\$1,739
DFT-36-5424S-CS-TT-MOB	36"W x 54"H x 24"D	3 adjustable shelves		\$1,973
DFT-36-7224S-CS-TT-MOB	36"W x 72"H x 24"D	4 adjustable shelves		\$2,379
Handles and Connecting Magnets				
DFTH-36-3618S-CS-TT-MOB	36"W x 36"H x 18"D	1 adjustable shelf		\$1,651
DFTH-36-4218S-CS-TT-MOB	36"W x 42"H x 18"D	2 adjustable shelves		\$1,775
DFTH-36-4818S-CS-TT-MOB	36"W x 48"H x 18"D	2 adjustable shelves		\$1,790
DFTH-36-5418S-CS-TT-MOB	36"W x 54"H x 18"D	3 adjustable shelves		\$2,082
DFTH-36-3624S-CS-TT-MOB	36"W x 36"H x 24"D	1 adjustable shelf,		\$1,720
DFTH-36-4224S-CS-TT-MOB	36"W x 42"H x 24"D	2 adjustable shelves		\$1,903
DFTH-36-4824S-CS-TT-MOB	36"W x 48"H x 24"D	2 adjustable shelves		\$1,914
DFTH-36-5424S-CS-TT-MOB	36"W x 54"H x 24"D	3 adjustable shelves		\$2,148
DFTH-36-7224S-CS-TT-MOB	36"W x 72"H x 24"D	4 adjustable shelves		\$2,557

Required to order: Model # including options if applicable.

- HPL selection (if applicable)
- melamine selection (if applicable)
- PVC selection

General Specifications – DRIFT Mobile Open Storage with Cupboard

End/Intermediate Panels: All end and intermediate panels are un-detailed 1" engineered wood with high pressure laminate or melamine on both faces; exposed edges are banded with 3mm PVC with edges and corners radiused 1/8". All panels permit shelf adjustment on 32mm increments. Intermediate panel is machined on both faces. Threaded 5/16-18 metal inserts are embedded into the top and the bottom of the starter panels to facilitate attachment brackets for mounting of the top panel and base shelf. One (1) mobile storage unit is constructed of two (2) end panels and on 24" deep models, 2 (2) intermediate panel.

Top: The top panel is 1" thick engineered with high pressure laminate or melamine faces. The edges are banded with 3mm PVC. The back edge of the panel is dadoed to contain the back panel. The top is attached with mounting brackets.

Base: The base is 1" thick engineered wood with a high pressure laminate or melamine face and a .030 phenolic backer; exposed edges are banded with 3mm PVC with edges and corners radiused 1/8". The back edge of the base is dadoed to contain the back panel. The base is fastened to the vertical panels with mounting brackets. 75mm locking swivel casters with thermoplastic elastomer treads are bolted to the bottom of the base using 5/16" - 18 machine bolts. Casters are located at the four corners of the base.

Adjustable Shelves: The adjustable shelves are veneer core 1" nine ply hardwood plywood with high pressure laminate faces on HPL construction models and 1" thick engineered wood with melamine faces on melamine construction models; exposed edges are banded with 3mm PVC with edges and corners radiused 1/8". They are bored in 4 locations on the underside to accept seismically rated shelf pins. **Note:** All Drift units over 48"H receive a "fixed" adjustable shelf. The shelf is adjustable, but will require a screwdriver to make the adjustment.

Back Panel: Engineered wood backs are 1/4" thick with high pressure laminate or melamine on both faces (DFT) or 14-gauge perforated powder coated steel panel (DFTS).

Doors: Door is 3/4" thick engineered wood with high pressure laminate or melamine on both faces. Door is hung with concealed hinges and fitted with a nickel finish loop pull.

Handles and Connecting Magnets: Models designated to receive handles and connecting magnets (DFTH) will have powder coated steel handles mounted on the cabinet top at each end. One set of round connecting magnets (one magnet and one plate) will be mounted on each end panel.

Note: DRIFT models ship assembled

18"D DRIFT units with connecting magnets are designed to connect with only 18"D DRIFT units.

24"D DRIFT units with connecting magnets are designed to connect with only 24"D DRIFT units.



HPL Construction - Open/Cupboard Storage			
Model Number	Description	Wgt.	List Price
DFT-36-4218S-OCS-LL-MOB	36"W x 42"H x 18"D		\$2,194
DFT-36-4818S-OCS-LL-MOB	36"W x 48"H x 18"D		\$2,208
DFT-36-4224S-OCS-LL-MOB	36"W x 42"H x 24"D		\$2,411
DFT-36-4824S-OCS-LL-MOB	36"W x 48"H x 24"D		\$2,424
Handles and Connecting Magnets			
DFTH-36-4218S-OCS-LL-MOB	36"W x 42"H x 18"D		\$2,363
DFTH-36-4818S-OCS-LL-MOB	36"W x 48"H x 18"D		\$2,375
DFTH-36-4224S-OCS-LL-MOB	36"W x 42"H x 24"D		\$2,580
DFTH-36-4824S-OCS-LL-MOB	36"W x 48"H x 24"D		\$2,593

Melamine Construction - Open/Cupboard Storage			
Model Number	Description	Wgt.	List Price
DFT-36-4218S-OCS-TT-MOB	36"W x 42"H x 18"D		\$1,519
DFT-36-4818S-OCS-TT-MOB	36"W x 48"H x 18"D		\$1,533
DFT-36-4224S-OCS-TT-MOB	36"W x 42"H x 24"D		\$1,637
DFT-36-4824S-OCS-TT-MOB	36"W x 48"H x 24"D		\$1,652
Handles and Connecting Magnets			
DFTH-36-4218S-OCS-TT-MOB	36"W x 42"H x 18"D		\$1,686
DFTH-36-4818S-OCS-TT-MOB	36"W x 48"H x 18"D		\$1,700
DFTH-36-4224S-OCS-TT-MOB	36"W x 42"H x 24"D		\$1,807
DFTH-36-4824S-OCS-TT-MOB	36"W x 48"H x 24"D		\$1,818

Drift Combination Storage

Storage Solutions



Drift Floating Classroom - 38"W with Tote Storage

			TFL
Model Number	Description	Wgt.	List Price
DFTC-38-6028D-TOT-T-MOB	Toto storage, 38"W x 60"H x 28"D		\$2,430

			HPL
Model Number	Description	Wgt.	List Price
DFTC-38-6028D-TOT-L-MOB	Toto storage, 38"W x 60"H x 28"D		\$2,898

			TFL/HPL
Model Number	Description	Wgt.	List Price
DFTC-38-6028D-TOT-TL-MOB	Toto storage, 38"W x 60"H x 28"D		\$2,648

Drift Floating Classroom - 52"W with Tote Storage

			TFL
Model Number	Description	Wgt.	List Price
DFTC-52-4828D-TOT-TT-MOB	Toto storage, 52"W x 48"H x 28"D		\$2,510
DFTC-52-6028D-TOT-TT-MOB	Toto storage, 52"W x 60"H x 28"D		\$2,670

			TFL with Felt Tackboard
Model Number	Description	Wgt.	List Price
DFTC-52-4828D-TOT-TT-MOB-F1	Toto storage, Felt Tack - Group 1, 52"W x 48"H x 28"D		\$3,010
DFTC-52-4828D-TOT-TT-MOB-F2	Toto storage, Felt Tack - Group 2, 52"W x 48"H x 28"D		\$3,330
DFTC-52-6028D-TOT-TT-MOB-F1	Toto storage, Felt Tack - Group 1, 52"W x 60"H x 28"D		\$3,170
DFTC-52-6028D-TOT-TT-MOB-F2	Toto storage, Felt Tack - Group 2, 52"W x 60"H x 28"D		\$3,490

			HPL
Model Number	Description	Wgt.	List Price
DFTC-52-4828D-TOT-LL-MOB	Toto storage, 52"W x 48"H x 28"D		\$2,898
DFTC-52-6028D-TOT-LL-MOB	Toto storage, 52"W x 60"H x 28"D		\$3,270

			HPL with Felt Tackboard
Model Number	Description	Wgt.	List Price
DFTC-52-4828D-TOT-LL-MOB-F1	Toto storage, Felt Tack - Group 1, 52"W x 48"H x 28"D		\$3,398
DFTC-52-4828D-TOT-LL-MOB-F2	Toto storage, Felt Tack - Group 2, 52"W x 48"H x 28"D		\$3,698
DFTC-52-6028D-TOT-LL-MOB-F1	Toto storage, Felt Tack - Group 1, 52"W x 60"H x 28"D		\$3,498
DFTC-52-6028D-TOT-LL-MOB-F2	Toto storage, Felt Tack - Group 2, 52"W x 60"H x 28"D		\$4,090

			TFL/HPL
Model Number	Description	Wgt.	List Price
DFTC-52-4828D-TOT-TL-MOB	Toto storage, 52"W x 48"H x 28"D		\$2,698
DFTC-52-6028D-TOT-TL-MOB	Toto storage, 52"W x 60"H x 28"D		\$2,998

			TFL/HPL with Felt Tackboard
Model Number	Description	Wgt.	List Price
DFTC-52-4828D-TOT-TL-MOB-F1	Toto storage, Felt Tack - Group 1, 52"W x 48"H x 28"D		\$3,198
DFTC-52-4828D-TOT-TL-MOB-F2	Toto storage, Felt Tack - Group 2, 52"W x 48"H x 28"D		\$3,498
DFTC-52-6028D-TOT-TL-MOB-F1	Toto storage, Felt Tack - Group 1, 52"W x 60"H x 28"D		\$3,298
DFTC-52-6028D-TOT-TL-MOB-F2	Toto storage, Felt Tack - Group 2, 52"W x 60"H x 28"D		\$3,890

Drift Floating Classroom - 52"W with Open Storage

			TFL
Model Number	Description	Wgt.	List Price
DFTC-52-6028D-OS-TT-MOB	Open storage, 52"W x 60"H x 28"D		\$2,790

			TFL with Felt Tackboard
Model Number	Description	Wgt.	List Price
DFTC-52-6028D-OS-TT-MOB-F1	Open storage, Felt Tack - Group 1, 52"W x 60"H x 28"D		\$3,290
DFTC-52-6028D-OS-TT-MOB-F2	Open storage, Felt Tack - Group 2, 52"W x 60"H x 28"D		\$3,420

			HPL
Model Number	Description	Wgt.	List Price
DFTC-52-6028D-OS-L-MOB	Open storage, 52"W x 60"H x 28"D		\$3,429

			HPL with Felt Tackboard
Model Number	Description	Wgt.	List Price
DFTC-52-6028D-OS-LL-MOB-F1	Open storage, Felt Tack - Group 1, 52"W x 60"H x 28"D		\$3,929
DFTC-52-6028D-OS-LL-MOB-F2	Open storage, Felt Tack - Group 2, 52"W x 60"H x 28"D		\$4,059

Prices and specifications subject to change without notice



Drift Combination Storage

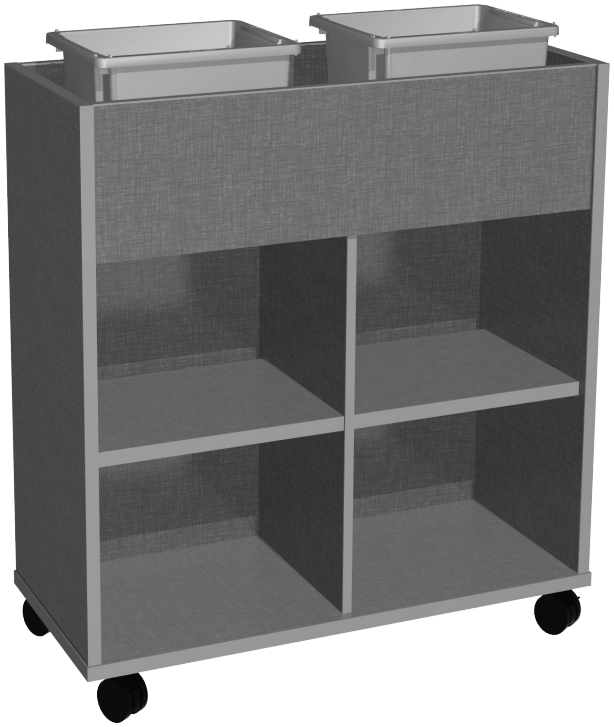
Storage Solutions



HPL Construction - Drift Ideaboard Tote Storage			
Model Number	Description	Wgt.	List Price
DFTI-28-7220-TOT-L-MOB	20"D x 28"W x 72"H		\$2,298
HPL Construction - Drift Ideaboard Open Storage			
Model Number	Description	Wgt.	List Price
DFTI-28-7220-OS-L-MOB	20"D x 28"W x 72"H		\$2,298
HPL/Felt Back Construction - Drift Ideaboard Tote Storage			
Model Number	Description	Wgt.	List Price
DFTI-28-7220-TOT-LF1-MOB	20"D x 28"W x 72"H, Group 1 Felt		\$2,798
DFTI-28-7220-TOT-LF2-MOB	20"D x 28"W x 72"H, Group 2 Felt		\$2,998
HPL/Felt Back Construction - Drift Ideaboard Open Storage			
Model Number	Description	Wgt.	List Price
DFTI-28-7220-OS-LF1-MOB	20"D x 28"W x 72"H, Group 1 Felt		\$2,798
DFTI-28-7220-OS-LF2-MOB	20"D x 28"W x 72"H, Group 2 Felt		\$2,998
TFL Construction - Drift Ideaboard Tote Storage			
Model Number	Description	Wgt.	List Price
DFTI-28-7220-TOT-T-MOB	20"D x 28"W x 72"H		\$1,879
TFL Construction - Drift Ideaboard Open Storage			
Model Number	Description	Wgt.	List Price
DFTI-28-7220-OS-T-MOB	20"D x 28"W x 72"H		\$1,879
TFL/HPL Back Construction - Drift Ideaboard Tote Storage			
Model Number	Description	Wgt.	List Price
DFTI-28-7220-TOT-TL-MOB	20"D x 28"W x 72"H		\$1,998
TFL/HPL Back Construction - Drift Ideaboard Open Storage			
Model Number	Description	Wgt.	List Price
DFTI-28-7220-OS-TL-MOB	20"D x 28"W x 72"H		\$1,998
TFL/Felt Back Construction - Drift Ideaboard Tote Storage			
Model Number	Description	Wgt.	List Price
DFTI-28-7220-TOT-TF1-MOB	20"D x 28"W x 72"H, Group 1 Felt		\$2,498
DFTI-28-7220-TOT-TF2-MOB	20"D x 28"W x 72"H, Group 2 Felt		\$2,698
TFL/Felt Back Construction - Drift Ideaboard Open Storage			
Model Number	Description	Wgt.	List Price
DFTI-28-7220-OS-TF1-MOB	20"D x 28"W x 72"H, Group 1 Felt		\$2,498
DFTI-28-7220-OS-TF2-MOB	20"D x 28"W x 72"H, Group 2 Felt		\$2,698

Drift Combination Storage

Storage Solutions



Set Up Charges and Upcharges for Non-Standard and Custom Finishes		
Model Number	Description	List Price
Group 2 Powder Coat	Set up charge, per color, per order, for Group 2 Powder Coat	\$329
Non-Standard PVC	Upcharge, per color, per order, for non-standard PVC	\$911

- Required to order:** Model # including options if applicable.
- HPL selection (if applicable)
 - melamine selection (if applicable)
 - PVC selection
 - powder coat selection (if applicable)

Single-Face - HPL Construction - Open Storage w/ Bin Top			
Model Number	Description	Wt	List Price
DFT-36-3018S-OCBBT-L-MOB	18"D x 36"W x 30"H	1 adjustable shelf	\$1,233
DFT-36-3618S-OCBBT-L-MOB	18"D x 36"W x 36"H	1 adjustable shelf	\$1,253
DFT-36-3024S-OCBBT-L-MOB	24"D x 36"W x 30"H	1 adjustable shelf	\$1,370
DFT-36-3624S-OCBBT-L-MOB	24"D x 36"W x 36"H	1 adjustable shelf	\$1,393

Connecting Magnets			
DFTH-36-3018S-OCBBT-L-MOB	18"D x 36"W x 30"H	1 adjustable shelf	\$1,333
DFTH-36-3618S-OCBBT-L-MOB	18"D x 36"W x 36"H	1 adjustable shelf	\$1,353
DFTH-36-3024S-OCBBT-L-MOB	24"D x 36"W x 30"H	1 adjustable shelf	\$1,470
DFTH-36-3624S-OCBBT-L-MOB	24"D x 36"W x 36"H	1 adjustable shelf	\$1,493

Single-Face - Melamine Construction - Open Storage w/ Bin Top			
Model Number	Description	Wt	List Price
DFT-36-3018S-OCBBT-T-MOB	18"D x 36"W x 30"H	1 adjustable shelf	\$987
DFT-36-3618S-OCBBT-T-MOB	18"D x 36"W x 36"H	1 adjustable shelf	\$1,002
DFT-36-3024S-OCBBT-T-MOB	24"D x 36"W x 30"H	1 adjustable shelf	\$1,096
DFT-36-3624S-OCBBT-T-MOB	24"D x 36"W x 36"H	1 adjustable shelf	\$1,114

Connecting Magnets			
DFTH-36-3018S-OCBBT-T-MOB	18"D x 36"W x 30"H	1 adjustable shelf	\$1,066
DFTH-36-3618S-OCBBT-T-MOB	18"D x 36"W x 36"H	1 adjustable shelf	\$1,082
DFTH-36-3024S-OCBBT-T-MOB	24"D x 36"W x 30"H	1 adjustable shelf	\$1,176
DFTH-36-3624S-OCBBT-T-MOB	24"D x 36"W x 36"H	1 adjustable shelf	\$1,194

Double-Face Melamine Construction - Open Storage w/ Bin Top			
Model Number	Description	Wt	List Price
DFT-36-3024D-OCBBT-T-MOB	24"D x 36"W x 30"H	2 adjustable shelves	\$1,256
DFT-36-3624D-OCBBT-T-MOB	24"D x 36"W x 36"H	2 adjustable shelves	\$1,274

Connecting Magnets			
DFTH-36-3024D-OCBBT-T-MOB	24"D x 36"W x 30"H	2 adjustable shelves	\$1,336
DFTH-36-3624D-OCBBT-T-MOB	24"D x 36"W x 36"H	2 adjustable shelves	\$1,416

Double-Face - HPL Construction - Open Storage w/ Bin Top			
Model Number	Description	Wt	List Price
DFT-36-3024D-OCBBT-L-MOB	24"D x 36"W x 30"H	2 adjustable shelves	\$1,570
DFT-36-3624D-OCBBT-L-MOB	24"D x 36"W x 36"H	2 adjustable shelves	\$1,593
DFTH-36-3024D-OCBBT-L-MOB	24"D x 36"W x 30"H	2 adjustable shelves	\$1,670
DFTH-36-3624D-OCBBT-L-MOB	24"D x 36"W x 36"H	2 adjustable shelves	\$1,770

Prices and specifications subject to change without notice

