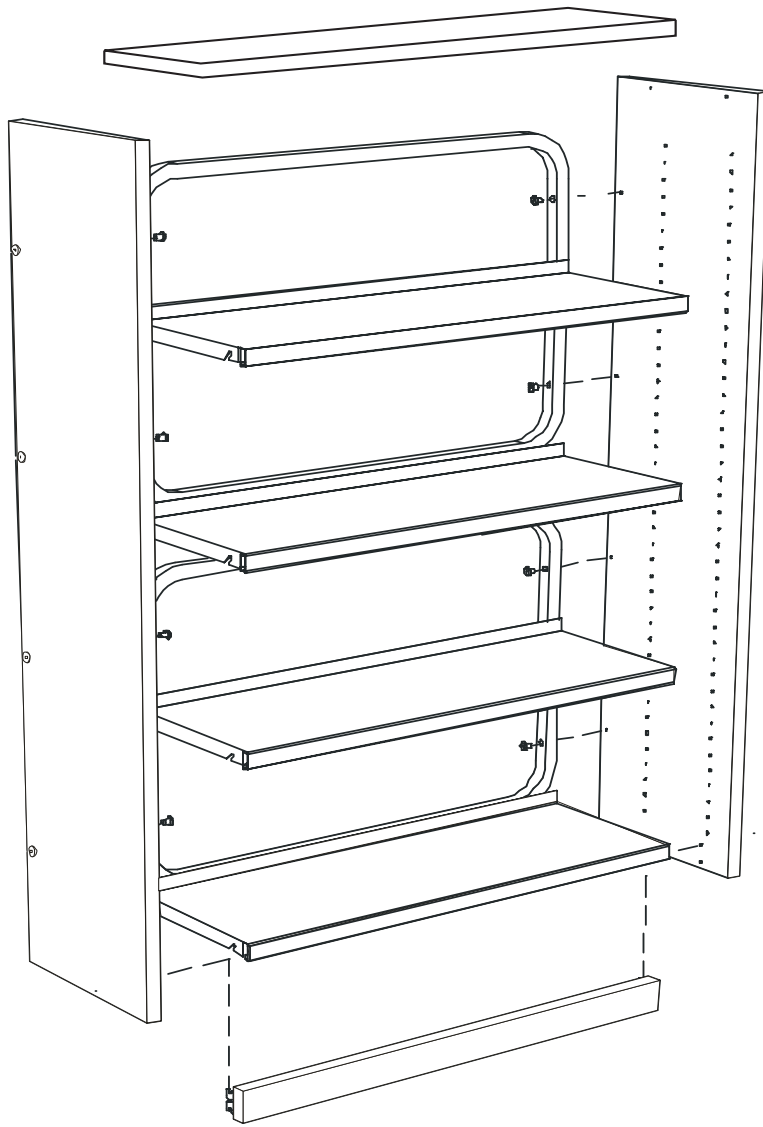


31 Series Steel Frame Construction

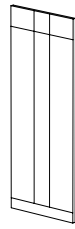
Shelving



Typical Steel Frame Construction
Bookcase Assembly



Bookmark



Metro




Twist



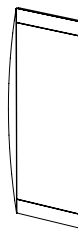
Lexington



Charleston



Heritage



Malibu



Puzzle

31 Series Steel Frame Construction

Shelving

General Specifications - 31 Series Bookcases with Oak Veneer End Panels

End/Intermediate Panels: All end and intermediate panels are 1" thick oak veneer core with premium grade "A" oak veneer on both faces. All exposed edges are banded with 1/8" solid red oak with edges and corners radiused 1/8". The panels are bored to permit shelf adjustment on 32mm increments, (approximately 1-1/4"). The intermediate panels are machined on both faces. End panels are through bored for attachment to the steel structural frames. Intermediate panels are undetailed. End panels may be specified with design details - see Design Line End Panels for 31-Series Shelving on the following page.

Steel structural frames: Structural frames are welded 1" square 18 ga. steel tubing bent and welded to form a continuous frame with radiused corners and bored to accept 1/4" -20 connector bolt hardware for attachment to the end and intermediate panels. Black powder coat finish is standard. NOTE: Mobile 31 Series units use a non-radiused steel tube frame with 14 gauge steel gussets.

Top: The top panel is 1" thick oak veneer core with select oak veneer face. The front edge is banded with 1/8" solid red oak. The top is attached with locking cam fasteners. Laminate tops are also available.

Toe Plates: A 1" D x 2-1/2" H toe sits below and slightly behind the front of the bottom shelf. Toes are constructed of hardwood plywood and attached to the side panels with steel brackets and screws. Toes are included with each bookcase - one toe with each single faced unit and two with each double faced unit.

Mobile Toe Assembly: The standard toe plate is replaced with a full toe frame on each side of a double faced unit. A steel chassis is fit to the inside of the toe assembly. Casters are bolted to the chassis with 1/4"-20 bolts and nylon insert lock nuts and the entire assembly is attached to the end panels with 5/16"-18 machine bolts. The steel chassis provides formed flanges under the toe and end panels for extra support. The casters are 2" diameter, nonlocking. The mobile bookcase sits 1/2" off the floor.

Adjustable Steel Shelves: 18 ga. steel shelves have a 1-1/4" deep triple bent edge and a 1-1/4" tall bookstop lip in the rear. Angled slots in the turned down side flanges allow the shelves to mount on 5mm adjustable shelf pins. Shelf pins have a collar that prevents them being removed without first removing the shelf. Bookcases 60" tall or taller use two fixed shelves per run. Fixed shelves are identical to adjustable shelves and are secured with 6mm euro-screws which use the same 5mm line holes as the adjustable shelf pins. Nominal 10" and 12" deep shelving uses 9" or 11" deep shelves respectively; dimension shown in following descriptions is full case depth. Shelves are finished with a durable powder coat. Standard powder coat color is black unless otherwise specified.

***leveling glides are optional.** We pre-drill hole locations in all end and intermediate panels to accept leveling glides as a standard manufacturing procedure. If leveling glides are required, you must order the glides separately.

*All pricing shown is for oak veneer.

Use of Maple or other species may incur an upcharge.

General Specifications - 31 Series Bookcases with High-Pressure Laminate End Panels

End/Intermediate Panels: All end and intermediate panels are 1" thick particle board with high-pressure laminate on both faces. All exposed edges are banded with 3mm PVC edges. The panels are bored to permit shelf adjustment on 32mm increments, (approximately 1-1/4"). The intermediate panels are machined on both faces. End panels are through bored for attachment to the steel structural frames. End and intermediate panels are undetailed.

Steel structural frames: Structural frames are welded 1" square 18 ga. steel tubing bent and welded to form a continuous frame with radiused corners and bored to accept 1/4" -20 connector bolt hardware for attachment to the end and intermediate panels. Black powder coat finish is standard. NOTE: Mobile 31 Series units use a non-radiused steel tube frame with 14 gauge steel gussets.

Top: The top panel is 1" thick particle board with a high-pressure laminate face. The front edge is banded with 3mm PVC. The top is attached with locking cam fasteners.

Toe Plates: A 1" D x 2-1/2" H toe sits below and slightly behind the front of the bottom shelf. Toes are constructed of particle board and attached to the side panels with steel brackets and screws. Toes are included with each bookcase - one toe with each single faced unit and two with each double faced unit.

General Specifications - 31 Series Bookcases with High-Pressure Laminate End Panels

End/Intermediate Panels: All end and intermediate panels are 1" thick particle board with high-pressure laminate on both faces. All exposed edges are banded with 3mm PVC edges. The panels are bored to permit shelf adjustment on 32mm increments, (approximately 1-1/4"). The intermediate panels are machined on both faces. End panels are through bored for attachment to the steel structural frames. End and intermediate panels are undetailed.

Steel structural frames: Structural frames are welded 1" square 18 ga. steel tubing bent and welded to form a continuous frame with radiused corners and bored to accept 1/4" -20 connector bolt hardware for attachment to the end and intermediate panels. Black powder coat finish is standard. NOTE: Mobile 31 Series units use a non-radiused steel tube frame with 14 gauge steel gussets.

Top: The top panel is 1" thick particle board with a high-pressure laminate face. The front edge is banded with 3mm PVC. The top is attached with locking cam fasteners.

Toe Plates: A 1" D x 2-1/2" H toe sits below and slightly behind the front of the bottom shelf. Toes are constructed of particle board and attached to the side panels with steel brackets and screws. Toes are included with each bookcase - one toe with each single faced unit and two with each double faced unit.

Mobile Toe Assembly: The standard toe plate is replaced with a full toe frame on each side of a double faced unit. A steel chassis is fit to the inside of the toe assembly. Casters are bolted to the chassis with 1/4"-20 bolts and nylon insert lock nuts and the entire assembly is attached to the end panels with 5/16"-18 machine bolts. The steel chassis provides formed flanges under the toe and end panels for extra support. The casters are 2" diameter, nonlocking. The mobile bookcase sits 1/2" off the floor.

Adjustable Steel Shelves: 18 ga. steel shelves have a 1-1/4" deep triple bent edge and a 1-1/4" tall bookstop lip in the rear. Angled slots in the turned down side flanges allow the shelves to mount on 5mm adjustable shelf pins. Shelf pins have a collar that prevents them being removed without first removing the shelf. Bookcases 60" tall or taller use two fixed shelves per run. Fixed shelves are identical to adjustable shelves and are secured with 6mm euro-screws which use the same 5mm line holes as the adjustable shelf pins. Nominal 10" and 12" deep shelving uses 9" or 11" deep shelves respectively; dimension shown in following descriptions is full case depth. Shelves are finished with a durable powder coat. Standard powder coat color is black unless otherwise specified.

***leveling glides are optional.** We pre-drill hole locations in all end and intermediate panels to accept leveling glides as a standard manufacturing procedure. If leveling glides are required, you must order the glides separately.

Mobile Toe Assembly: The standard toe plate is replaced with a full toe frame on each side of a double faced unit. A steel chassis is fit to the inside of the toe assembly. Casters are bolted to the chassis with 1/4"-20 bolts and nylon insert lock nuts and the entire assembly is attached to the end panels with 5/16"-18 machine bolts. The steel chassis provides formed flanges under the toe and end panels for extra support. The casters are 2" diameter, nonlocking. The mobile bookcase sits 1/2" off the floor.


Adjustable Steel Shelves: 18 ga. steel shelves have a 1-1/4" deep triple bent edge and a 1-1/4" tall bookstop lip in the rear. Angled slots in the turned down side flanges allow the shelves to mount on 5mm adjustable shelf pins. Shelf pins have a collar that prevents them being removed without first removing the shelf. Bookcases 60" tall or taller use two fixed shelves per run. Fixed shelves are identical to adjustable shelves and are secured with 6mm euro-screws which use the same 5mm line holes as the adjustable shelf pins. Nominal 10" and 12" deep shelving uses 9" or 11" deep shelves respectively; dimension shown in following descriptions is full case depth. Shelves are finished with a durable powder coat. Standard powder coat color is black unless otherwise specified.

***leveling glides are optional.** We pre-drill hole locations in all end and intermediate panels to accept leveling glides as a standard manufacturing procedure. If leveling glides are required, you must order the glides separately.

P-31SERIESSHELIVING-240114

Design Line Oak Veneer End Panels for 31-Series Shelving

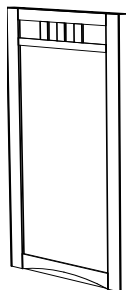
Shelving



Bookmark: A panel without any addition detail. This is the default 31-Series end panel.

Model Number Example:

31-4212 Starter
31-4212A Adder



Charleston: 2-1/2" wide oak overlay stiles and rails on a 1" thick panel. End panels 20" and wider have an applied 1/4" oak overlay rail set 4" below the top rail with (3) mullions running between it and the top rail.

Model Number Example:


38-4212 Starter
31-4212A Adder



Metro: Detailed with 1/8" deep x 1/8" wide grooves, painted black.

Model Number Example:


33-4212 Starter
31-4212A Adder



Heritage: 1/4" thick decorative solid oak mission style detail pieces are applied to the outside face. The panel and details are edged with 1/8" solid oak edgeband.

Model Number Example:


39-4212 Starter
31-4212A Adder



Twist: end panel tops are machined to an arc. The 2-1/2" diameter routed detail is routed 1/8" x 1/8" deep and painted black. The single sided panels do not receive any routed detail.

Model Number Example:


36-4212 Starter
31-4212A Adder



Malibu: Vertical edges of panel are bowed out to a maximum of an additional 3" width on each side. Detail includes top and bottom laminate inlay and 1/8" deep x 1/8" wide grooves, painted black vertical lines.

Model Number Example:

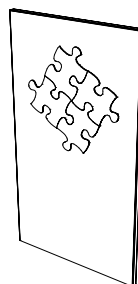
32-4212 Starter
31-4212A Adder



Lexington: 1/4" thick decorative solid oak arched rail-and-stile detail pieces are applied to the outside face. The panel and details are edged with 1/8" solid oak edgeband.

Model Number Example:

37-4212 Starter
31-4212A Adder

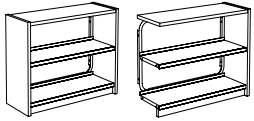


Puzzle: A Puzzle detail applique can be added to Bookmark, Malibu and Twist end panels **See page 142 for details.**

Note: Design Line end panels are not available for high-pressure laminate or melamine 31-Series bookcase models.

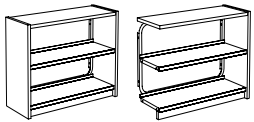
31 Series Steel Frame Construction - Standard Bookcases

Shelving



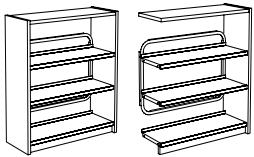
Single Faced Standard Units			Oak Veneer		Maple Veneer		High-Pressure Laminate		Melamine	
30" High	Description	Wgt.	Part Number	List Price	Part Number	List Price	Part Number	List Price	Part Number	List Price
	30"H x 37"W x 10-1/2"D, Initial	74	31- 3010	\$888	31- 3010M	\$979	H31- 3010	\$1,007	T31- 3010	\$871
	30"H x 36"W x 10-1/2"D, Adder	61	31- 3010A	\$736	31- 3010AM	\$809	H31- 3010A	\$822	T31- 3010A	\$750
	30"H x 37"W x 12-1/2"D, Initial	80	31- 3012	\$954	31- 3012M	\$1,046	H31- 3012	\$1,007	T31- 3012	\$871
	30"H x 36"W x 12-1/2"D, Adder	65	31- 3012A	\$790	31- 3012AM	\$868	H31- 3012A	\$822	T31- 3012A	\$750

30" high single sided shelving unit includes top, toe plate, one bottom and one mid shelf.




36" High	Description	Wgt.	Part Number	List Price	Part Number	List Price	Part Number	List Price	Part Number	List Price
	36"H x 37"W x 10-1/2"D, Initial	82	31- 3610	\$993	31- 3610M	\$1,100	H31- 3610	\$1,140	T31- 3610	\$987
	36"H x 36"W x 10-1/2"D, Adder	69	31- 3610A	\$832	31- 3610AM	\$930	H31- 3610A	\$935	T31- 3610A	\$854
	36"H x 37"W x 12-1/2"D, Initial	88	31- 3612	\$1,083	31- 3612M	\$1,329	H31- 3612	\$1,140	T31- 3612	\$987
	36"H x 36"W x 12-1/2"D, Adder	73	31- 3612A	\$899	31- 3612AM	\$1,112	H31- 3612A	\$935	T31- 3612A	\$854

36" high single sided shelving unit includes top, toe plate, one bottom and one mid shelf.




42" High	Description	Wgt.	Part Number	List Price	Part Number	List Price	Part Number	List Price	Part Number	List Price
	42"H x 37"W x 10-1/2"D, Initial	90	31- 4210	\$1,100	31- 4210M	\$1,210	H31- 4210	\$1,275	T31- 4210	\$1,103
	42"H x 36"W x 10-1/2"D, Adder	76	31- 4210A	\$930	31- 4210AM	\$1,019	H31- 4210A	\$1,047	T31- 4210A	\$958
	42"H x 37"W x 12-1/2"D, Initial	96	31- 4212	\$1,209	31- 4212M	\$1,329	H31- 4212	\$1,275	T31- 4212	\$1,103
	42"H x 36"W x 12-1/2"D, Adder	80	31- 4212A	\$1,010	31- 4212AM	\$1,112	H31- 4212A	\$1,047	T31- 4212A	\$958

42" high single sided shelving unit includes top, toe plate, one bottom and two adjustable shelves.



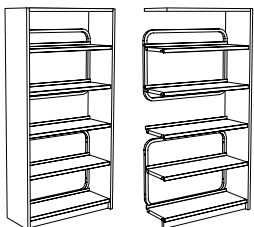
48" High	Description	Wgt.	Part Number	List Price	Part Number	List Price	Part Number	List Price	Part Number	List Price
	48"H x 37"W x 10-1/2"D, Initial	92	31- 4810	\$1,155	31- 4810M	\$1,271	H31- 4810	\$1,275	T31- 4810	\$1,103
	48"H x 36"W x 10-1/2"D, Adder	78	31- 4810A	\$978	31- 4810AM	\$1,071	H31- 4810A	\$1,047	T31- 4810A	\$958
	48"H x 37"W x 12-1/2"D, Initial	98	31- 4812	\$1,270	31- 4812M	\$1,397	H31- 4812	\$1,275	T31- 4812	\$1,103
	48"H x 36"W x 12-1/2"D, Adder	82	31- 4812A	\$1,062	31- 4812AM	\$1,169	H31- 4812A	\$1,047	T31- 4812A	\$958

48" high single sided shelving unit includes top, toe plate, one bottom and two adjustable shelves.



60" High	Description	Wgt.	Part Number	List Price	Part Number	List Price	Part Number	List Price	Part Number	List Price
	60"H x 37"W x 10-1/2"D, Initial	120	31- 6010	\$1,417	31- 6010M	\$1,705	H31- 6010	\$1,773	T31- 6010	\$1,511
	60"H x 36"W x 10-1/2"D, Adder	96	31- 6010A	\$1,268	31- 6010AM	\$1,442	H31- 6010A	\$1,484	T31- 6010A	\$1,309
	60"H x 37"W x 12-1/2"D, Initial	126	31- 6012	\$1,454	31- 6012M	\$1,813	H31- 6012	\$1,773	T31- 6012	\$1,511
	60"H x 36"W x 12-1/2"D, Adder	79	31- 6012A	\$1,268	31- 6012AM	\$1,563	H31- 6012A	\$1,484	T31- 6012A	\$1,309

60" High single sided shelving unit includes top, toe plate, one bottom and three adjustable shelves.

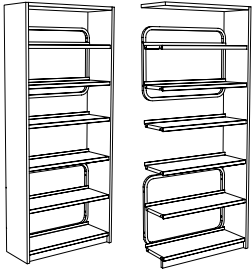


72" High	Description	Wgt.	Part Number	List Price	Part Number	List Price	Part Number	List Price	Part Number	List Price
	72"H x 37"W x 10-1/2"D, Initial	134	31- 7210	\$1,677	31- 7210M	\$1,856	H31- 7210	\$2,083	T31- 7210	\$1,783
	72"H x 36"W x 10-1/2"D, Adder	106	31- 7210A	\$1,378	31- 7210AM	\$1,573	H31- 7210A	\$1,720	T31- 7210A	\$1,530
	72"H x 37"W x 12-1/2"D, Initial	142	31- 7212	\$1,677	31- 7212M	\$2,052	H31- 7212	\$2,083	T31- 7212	\$1,783
	72"H x 36"W x 12-1/2"D, Adder	110	31- 7212A	\$1,378	31- 7212AM	\$1,727	H31- 7212A	\$1,720	T31- 7212A	\$1,530

72" high single sided shelving unit includes top, toe plate, one bottom and four adjustable shelves.

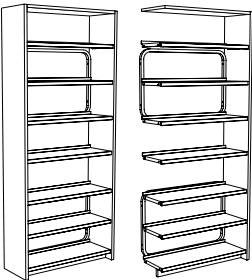
31 Series Steel Frame Construction - Standard & Picture Book Bookcases

Shelving



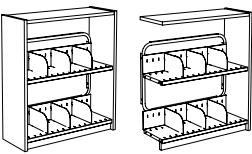
84" High	Description	Wgt.	Part Number	List Price	Part Number	List Price	Part Number	List Price	Part Number	List Price
	84"H x 37"W x 10-1/2"D, Initial	154	31- 8410	\$1,886	31- 8410M	\$1,978	H31- 8410	\$2,410	T31- 8410	\$2,003
	84"H x 36"W x 10-1/2"D, Adder	122	31- 8410A	\$1,530	31- 8410AM	\$1,694	H31- 8410A	\$1,946	T31- 8410A	\$1,700
	84"H x 37"W x 12-1/2"D, Initial	164	31- 8412	\$1,886	31- 8412M	\$2,231	H31- 8412	\$2,410	T31- 8412	\$2,003
	84"H x 36"W x 12-1/2"D, Adder	127	31- 8412A	\$1,530	31- 8412AM	\$1,876	H31- 8412A	\$1,946	T31- 8412A	\$1,700

84" high single sided shelving unit includes top, toe plate, one bottom and five adjustable shelves.



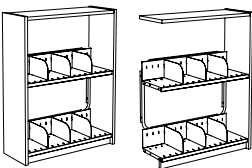
90" High	Description	Wgt.	Part Number	List Price	Part Number	List Price	Part Number	List Price	Part Number	List Price
	90"H x 37"W x 10-1/2"D, Initial	176	31- 9010	\$2,035	31- 9010M	\$2,180	H31- 9010	\$2,597	T31- 9010	\$2,158
	90"H x 36"W x 10-1/2"D, Adder	139	31- 9010A	\$1,505	31- 9010AM	\$1,856	H31- 9010A	\$2,387	T31- 9010A	\$2,087
	90"H x 37"W x 12-1/2"D, Initial	186	31- 9012	\$2,035	31- 9012M	\$2,453	H31- 9012	\$2,597	T31- 9012	\$2,158
	90"H x 36"W x 12-1/2"D, Adder	144	31- 9012A	\$1,656	31- 9012AM	\$2,037	H31- 9012A	\$2,410	T31- 9012A	\$2,087

90" high single sided shelving unit includes top, toe plate, one bottom and six adjustable shelves.



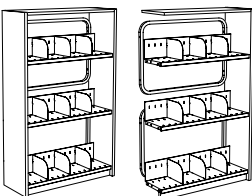
Single Faced Picture Book Display Units			Oak Veneer			High-Pressure Laminate			Melamine	
42" High	Description	Wgt.	Part Number	List Price	Part Number	List Price	Part Number	List Price	Part Number	List Price
	42"H x 37"W x 10-1/2"D, Initial	110	31- 4210P	\$1,271	21-4210PM	\$1,399	H31- 4210P	\$1,476	T31-4210P	\$1,278
	42"H x 36"W x 10-1/2"D, Adder	96	31- 4210PA	\$1,102	31- 4210PAM	\$1,213	H31- 4210PA	\$1,247	T31- 4210PA	\$1,139
	42"H x 37"W x 12-1/2"D, Initial	121	31- 4212P	\$1,330	31- 4212PM	\$1,465	H31- 4212P	\$1,476	T31- 4212P	\$1,278
	42"H x 36"W x 12-1/2"D, Adder	105	31- 4212PA	\$1,145	31- 4212PAM	\$1,259	H31- 4212PA	\$1,247	T31- 4212PA	\$1,139

42" high single sided picture book shelf unit includes a top, toe plate, one bottom and one adjustable shelf.



48" High	Description	Wgt.	Part Number	List Price	Part Number	List Price	Part Number	List Price	Part Number	List Price
	48"H x 37"W x 10-1/2"D, Initial	112	31- 4810P	\$1,336	31- 4810PM	\$1,470	H31- 4810P	\$1,476	T31- 4810P	\$1,278
	48"H x 36"W x 10-1/2"D, Adder	98	31- 4810PA	\$1,157	31- 4810PAM	\$1,273	H31- 4810PA	\$1,247	T31- 4810PA	\$1,139
	48"H x 37"W x 12-1/2"D, Initial	123	31- 4812P	\$1,399	31- 4812PM	\$1,538	H31- 4812P	\$1,476	T31- 4812P	\$1,278
	48"H x 36"W x 12-1/2"D, Adder	107	31- 4812PA	\$1,202	31- 4812PAM	\$1,325	H31- 4812PA	\$1,247	T31- 4812PA	\$1,139

48" high single sided picture book shelf unit includes a top, toe plate one bottom and one adjustable shelf.

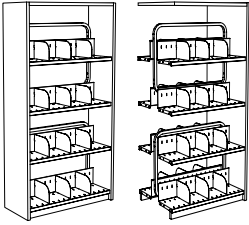


60" High	Description	Wgt.	Part Number	List Price	Part Number	List Price	Part Number	List Price	Part Number	List Price
	60"H x 37"W x 10-1/2"D, Initial	140	31- 6010P	\$1,729	31- 6010PM	\$2,105	H31- 6010P	\$2,167	T31- 6010P	\$1,843
	60"H x 36"W x 10-1/2"D, Adder	116	31- 6010PA	\$1,496	31- 6010PAM	\$1,848	H31- 6010PA	\$1,753	T31- 6010PA	\$1,547
	60"H x 37"W x 12-1/2"D, Initial	151	31- 6012P	\$1,753	31- 6012PM	\$2,143	H31- 6012P	\$2,246	T31- 6012P	\$1,912
	60"H x 36"W x 12-1/2"D, Adder	124	31- 6012PA	\$1,524	31- 6012PAM	\$1,890	H31- 6012PA	\$1,969	T31- 6012PA	\$1,740

60" high single sided picture book shelf unit includes a top, toe plate one bottom and two adjustable shelves.

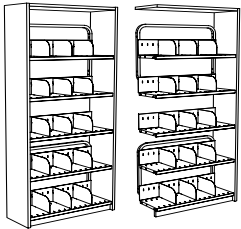
31 Series Steel Frame Construction - Picture Book Display Bookcases

Shelving



72" High	Description	Wgt.	Part Number	List Price	Part Number	List Price	Part Number	List Price	Part Number	List Price
	72"H x 37"W x 10-1/2"D, Initial	158	31- 7210P	\$2,007	31- 7210PM	\$2,410	H31- 7210P	\$2,491	T31- 7210P	\$2,131
	72"H x 36"W x 10-1/2"D, Adder	130	31- 7210PA	\$1,755	31- 7210PAM	\$2,134	H31- 7210PA	\$2,191	T31- 7210PA	\$1,950
	72"H x 37"W x 12-1/2"D, Initial	172	31- 7212P	\$2,083	31- 7212PM	\$2,500	H31- 7212P	\$2,780	T31- 7212P	\$2,377
	72"H x 36"W x 12-1/2"D, Adder	140	31- 7212PA	\$1,796	31- 7212PAM	\$2,191	H31- 7212PA	\$2,424	T31- 7212PA	\$2,154

72" high single sided picture book shelf unit includes a top, toe plate, one bottom and three adjustable shelves.

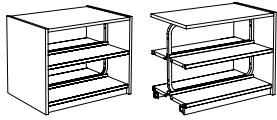


84" High	Description	Wgt.	Part Number	List Price	Part Number	List Price	Part Number	List Price	Part Number	List Price
	84"H x 37"W x 10-1/2"D, Initial	182	31- 8410P	\$2,102	31- 8410PM	\$2,515	H31- 8410P	\$2,840	T31- 8410P	\$2,362
	84"H x 36"W x 10-1/2"D, Adder	150	31- 8410PA	\$1,848	31- 8410PAM	\$2,232	H31- 8410PA	\$2,428	T31- 8410PA	\$2,120
	84"H x 37"W x 12-1/2"D, Initial	199	31- 8412P	\$2,226	31- 8412PM	\$2,662	H31- 8412P	\$2,840	T31- 8412P	\$2,362
	84"H x 36"W x 12-1/2"D, Adder	162	31- 8412PA	\$1,907	31- 8412PAM	\$2,310	H31- 8412PA	\$2,428	T31- 8412PA	\$2,120

84" high single sided picture book shelf unit includes a top, toe plate, one bottom and three adjustable shelves.

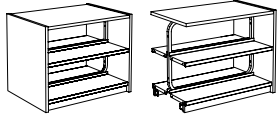
31 Series Steel Frame Construction - Double Sided Standard Bookcases

Shelving



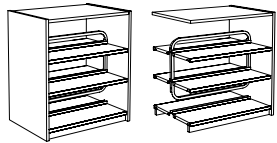
Double Faced Standard Units			Oak Veneer		Maple Veneer		High-Pressure Laminate		Melamine	
30" High	Description	Wgt.	Part Number	List Price	Part Number	List Price	Part Number	List Price	Part Number	List Price
	30"H x 37"W x 20"D, Initial	124	31-3020	\$1,474	31-3020M	\$1,622	H31-3020	\$1,891	T31-3020	\$1,614
	30"H x 36"W x 20"D, Adder	102	31-3020A	\$1,213	31-3020AM	\$1,331	H31-3020A	\$1,632	T31-3020A	\$1,443
	30"H x 37"W x 24"D, Initial	148	31-3024	\$1,614	31-3024M	\$1,774	H31-3024	\$1,891	T31-3024	\$1,614
	30"H x 36"W x 24"D, Adder	123	31-3024A	\$1,322	31-3024AM	\$1,452	H31-3024A	\$1,632	T31-3024A	\$1,443

30" high double sided shelving unit includes top, two toe plates, two bottom and two adjustable shelves.



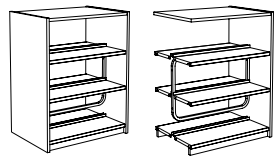
36" High	Description	Wgt.	Part Number	List Price	Part Number	List Price	Part Number	List Price	Part Number	List Price
	36"H x 37"W x 20"D, Initial	142	31-3620	\$1,697	31-3620M	\$1,790	H31-3620	\$1,990	T31-3620	\$1,708
	36"H x 36"W x 20"D, Adder	116	31-3620A	\$1,324	31-3620AM	\$1,430	H31-3620A	\$1,673	T31-3620A	\$1,506
	36"H x 37"W x 20"D, Initial Mobile	154	31-3620-MOB	\$1,991	31-3620M-MOB	\$2,113	H31-3620-MOB	\$2,300	T31-3620-MOB	\$2,018
	36"H x 36"W x 20"D, Adder Mobile	128	31-3620A-MOB	\$1,617	31-3620AM-MOB	\$1,720	H31-3620A-MOB	\$1,984	T31-3620A-MOB	\$1,815
	36"H x 37"W x 24"D, Initial	160	31-3624	\$1,852	31-3624M	\$2,295	H31-3624	\$1,990	T31-3624	\$1,708
	36"H x 36"W x 24"D, Adder	130	31-3624A	\$1,439	31-3624AM	\$1,711	H31-3624A	\$1,673	T31-3624A	\$1,506
	36"H x 37"W x 24"D, Initial Mobile	172	31-3624-MOB	\$2,145	31-3624M-MOB	\$2,624	H31-3624-MOB	\$2,300	T31-3624-MOB	\$2,018
	36"H x 36"W x 24"D, Adder Mobile	142	31-3624A-MOB	\$1,732	31-3624AM-MOB	\$1,840	H31-3624A-MOB	\$1,984	T31-3624A-MOB	\$1,815

36" high double sided shelving unit includes top, two toe plates, two bottom and two adjustable shelves.



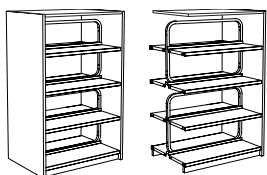
42" High	Description	Wgt.	Part Number	List Price	Part Number	List Price	Part Number	List Price	Part Number	List Price
	42"H x 37"W x 20"D, Initial	160	31-4220	\$1,916	31-4220M	\$2,110	H31-4220	\$2,088	T31-4220	\$1,806
	42"H x 36"W x 20"D, Adder	129	31-4220A	\$1,431	31-4220AM	\$1,574	H31-4220A	\$1,716	T31-4220A	\$1,567
	42"H x 37"W x 20"D, Initial Mobile	172	31-4220-MOB	\$2,222	31-4220M-MOB	\$2,440	H31-4220-MOB	\$2,395	T31-4220-MOB	\$2,115
	42"H x 36"W x 20"D, Adder Mobile	141	31-4220A-MOB	\$1,685	31-4220AM-MOB	\$1,907	H31-4220A-MOB	\$2,026	T31-4220A-MOB	\$1,877
	42"H x 37"W x 24"D, Initial	172	31-4224	\$2,087	31-4224M	\$2,295	H31-4224	\$2,088	T31-4224	\$1,806
	42"H x 36"W x 24"D, Adder	137	31-4224A	\$1,555	31-4224AM	\$1,711	H31-4224A	\$1,716	T31-4224A	\$1,567
	42"H x 37"W x 24"D, Initial Mobile	184	31-4224-MOB	\$2,386	31-4224M-MOB	\$2,624	H31-4224-MOB	\$2,395	T31-4224-MOB	\$2,115
	42"H x 37"W x 24"D, Adder Mobile	149	31-4224A-MOB	\$1,810	31-4224AM-MOB	\$2,043	H31-4224A-MOB	\$2,026	T31-4224A-MOB	\$1,877

42" high double sided shelving unit includes top, two toe plates, two bottom and four adjustable shelves.



48" High	Description	Wgt.	Part Number	List Price	Part Number	List Price	Part Number	List Price	Part Number	List Price
	48"H x 37"W x 20"D, Initial	164	31-4820	\$2,015	31-4820M	\$2,218	H31-4820	\$2,088	T31-4820	\$1,806
	48"H x 36"W x 20"D, Adder	132	31-4820A	\$1,506	31-4820AM	\$1,654	H31-4820A	\$1,716	T31-4820A	\$1,567
	48"H x 37"W x 20"D, Initial Mobile	176	31-4820-MOB	\$2,316	31-4820M-MOB	\$2,547	H31-4820-MOB	\$2,395	T31-4820-MOB	\$2,115
	48"H x 36"W x 20"D, Adder Mobile	144	31-4820A-MOB	\$1,759	31-4820AM-MOB	\$1,959	H31-4820A-MOB	\$2,026	T31-4820A-MOB	\$1,877
	48"H x 37"W x 24"D, Initial	176	31-4824	\$2,192	31-4824M	\$2,412	H31-4824	\$2,088	T31-4824	\$1,806
	48"H x 36"W x 24"D, Adder	140	31-4824A	\$1,636	31-4824AM	\$1,798	H31-4824A	\$1,716	T31-4824A	\$1,567
	48"H x 37"W x 24"D, Initial Mobile	188	31-4824-MOB	\$2,491	31-4824M-MOB	\$2,739	H31-4824-MOB	\$2,395	T31-4824-MOB	\$2,115
	48"H x 36"W x 24"D, Adder Mobile	152	31-4824A-MOB	\$1,889	31-4824AM-MOB	\$2,134	H31-4824A-MOB	\$2,026	T31-4824A-MOB	\$1,877

48" high double sided shelving unit includes top, two toe plates, two bottom and four adjustable shelves.



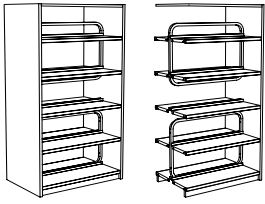
60" High	Description	Wgt.	Part Number	List Price	Part Number	List Price	Part Number	List Price	Part Number	List Price
	60"H x 37"W x 20"D, Initial		31-6020	\$2,464	31-6020M	\$2,998	H31-6020	\$3,164	T31-6020	\$2,692
	60"H x 36"W x 20"D, Adder		31-6020A	\$1,964	31-6020AM	\$2,451	H31-6020A	\$2,645	T31-6020A	\$2,337
	60"H x 37"W x 24"D, Initial		31-6024	\$2,695	31-6024M	\$3,279	H31-6024	\$3,164	T31-6024	\$2,692
	60"H x 36"W x 24"D, Adder		31-6024A	\$2,197	31-6024AM	\$2,730	H31-6024A	\$2,645	T31-6024A	\$2,337

60" high double sided shelving unit includes top, two toe plates, two bottom and six adjustable shelves.

P-31SERIESSHELVING-240114

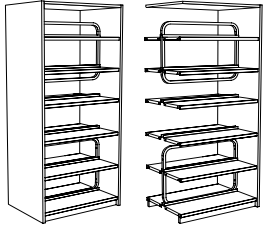
31 Series Steel Frame Construction - Double Sided Standard & Picture Book Bookcases

Shelving



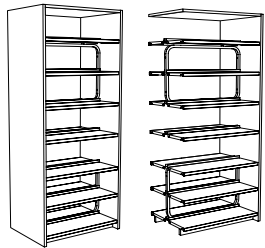
72" High	Description	Wgt.	Part Number	List Price	Part Number	List Price	Part Number	List Price	Part Number	List Price
	72"H x 37"W x 20"D, Initial	206	31-7220	\$2,776	31-7220M	\$3,343	H31-7220	\$3,778	T31-7220	\$3,239
	72"H x 36"W x 20"D, Adder	172	31-7220A	\$2,246	31-7220AM	\$2,757	H31-7220A	\$3,122	T31-7220A	\$2,777
	72"H x 37"W x 24"D, Initial	220	31-7224	\$3,099	31-7224M	\$3,723	H31-7224	\$3,778	T31-7224	\$3,239
	72"H x 36"W x 24"D, Adder	179	31-7224A	\$2,489	31-7224AM	\$3,053	H31-7224A	\$3,122	T31-7224A	\$2,777

72" high double sided shelving unit includes top, two toe plates, two bottom and eight adjustable shelves.



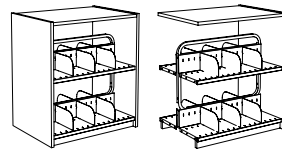
84" High	Description	Wgt.	Part Number	List Price	Part Number	List Price	Part Number	List Price	Part Number	List Price
	84"H x 37"W x 20"D, Initial	241	31-8420	\$3,015	31-8420M	\$3,610	H31-8420	\$4,538	T31-8420	\$3,769
	84"H x 36"W x 20"D, Adder	192	31-8420A	\$2,486	31-8420AM	\$3,018	H31-8420A	\$3,667	T31-8420A	\$3,203
	84"H x 37"W x 24"D, Initial	257	31-8424	\$3,413	31-8424M	\$4,068	H31-8424	\$4,538	T31-8424	\$3,769
	84"H x 36"W x 24"D, Adder	199	31-8424A	\$2,736	31-8424AM	\$3,325	H31-8424A	\$3,667	T31-8424A	\$3,203

84" high double sided shelving unit includes top, two toe plates, two bottom and ten adjustable shelves.



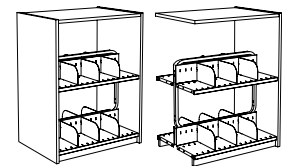
90" High	Description	Wgt.	Part Number	List Price	Part Number	List Price	Part Number	List Price	Part Number	List Price
	90"H x 37"W x 20"D, Initial	325	31-9020	\$3,218	31-9020M	\$3,829	H31-9020	\$4,846	T31-9020	\$4,025
	90"H x 36"W x 20"D, Adder	258	31-9020A	\$2,648	31-9020AM	\$3,203	H31-9020A	\$3,914	T31-9020A	\$3,419
	90"H x 37"W x 24"D, Initial	342	31-9024	\$3,644	31-9024M	\$4,325	H31-9024	\$4,846	T31-9024	\$4,025
	90"H x 36"W x 24"D, Adder	266	31-9024A	\$2,924	31-9024AM	\$3,527	H31-9024A	\$3,914	T31-9024A	\$3,419

90" high double sided shelving unit includes top, two toe plates, two bottom and ten adjustable shelves.



Double Faced Picture Book Display Units			Oak Veneer	Maple Veneer	High-Pressure Laminate	Melamine				
42" High	Description	Wgt.	Part Number	List Price	Part Number	List Price	Part Number	List Price	Part Number	List Price
	42"H x 37"W x 20"D, Initial	184	31-4220P	\$2,269	31-4220PM	\$2,493	H31-4220P	\$2,467	T31-4220P	\$2,136
	42"H x 36"W x 20"D, Adder	153	31-4220PA	\$1,792	31-4220PAM	\$1,970	H31-4220PA	\$2,147	T31-4220PA	\$1,962
	42"H x 37"W x 20"D, Initial Mobile	196	31-4220P-MOB	\$2,570	31-4220PM-MOB	\$2,827	H31-4220P-MOB	\$2,778	T31-4220P-MOB	\$2,443
	42"H x 36"W x 20"D, Adder Mobile	165	31-4220PA-MOB	\$2,046	31-4220PAM-MOB	\$2,303	H31-4220PA-MOB	\$2,455	T31-4220PA-MOB	\$2,274
	42"H x 37"W x 24"D, Initial	202	31-4224P	\$2,348	31-4224PM	\$2,586	H31-4224P	\$2,467	T31-4224P	\$2,136
	42"H x 36"W x 24"D, Adder	167	31-4224PA	\$1,831	31-4224PAM	\$2,014	H31-4224PA	\$2,147	T31-4224PA	\$1,962
	42"H x 37"W x 24"D, Initial Mobile	214	31-4224P-MOB	\$2,649	31-4224PM-MOB	\$2,917	H31-4224P-MOB	\$2,778	T31-4224P-MOB	\$2,445
	42"H x 36"W x 24"D, Adder Mobile	179	31-4224PA-MOB	\$2,087	31-4224PAM-MOB	\$2,346	H31-4224PA-MOB	\$2,455	T31-4224PA-MOB	\$2,274

42" high double sided picture book shelf unit includes top, two toe plates, two bottom and two adjustable shelves.

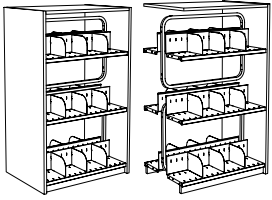


48" High	Description	Wgt.	Part Number	List Price	Part Number	List Price	Part Number	List Price	Part Number	List Price
	48"H x 37"W x 20"D, Initial	188	31-4820P	\$2,378	31-4820PM	\$2,618	H31-4820P	\$2,467	T31-4820P	\$2,136
	48"H x 36"W x 20"D, Adder	157	31-4820PA	\$1,882	31-4820PAM	\$2,070	H31-4820PA	\$2,147	T31-4820PA	\$1,962
	48"H x 37"W x 20"D, Initial Mobile	200	31-4820P-MOB	\$2,685	31-4820PM-MOB	\$2,952	H31-4820P-MOB	\$2,778	T31-4820P-MOB	\$2,443
	48"H x 36"W x 20"D, Adder Mobile	169	31-4820PA-MOB	\$2,685	31-4820PAM-MOB	\$2,402	H31-4820PA-MOB	\$2,455	T31-4820PA-MOB	\$2,274
	48"H x 37"W x 24"D, Initial	207	31-4824P	\$2,465	31-4824PM	\$2,713	H31-4824P	\$2,467	T31-4824P	\$2,136
	48"H x 36"W x 24"D, Adder	171	31-4824PA	\$1,926	31-4824PAM	\$2,116	H31-4824PA	\$2,147	T31-4824PA	\$1,962
	48"H x 37"W x 24"D, Mobile	219	31-4824P-MOB	\$2,770	31-4824PM-MOB	\$3,046	H31-4824P-MOB	\$2,778	T31-4824P-MOB	\$2,443
	48"H x 36"W x 24"D, Mobile	183	31-4824PA-MOB	\$2,178	31-4824PAM-MOB	\$2,451	H31-4824PA-MOB	\$2,455	T31-4824PA-MOB	\$2,274

48" high double sided picture book shelf unit includes top, two toe plates, two bottom and two adjustable shelves.

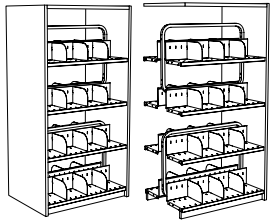
31 Series Steel Frame Construction - Double Sided Picture Book Bookcases

Shelving



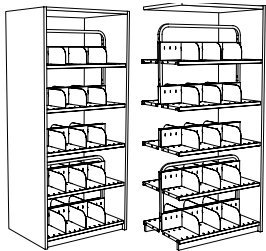
60" High	Description	Wgt.	Part Number	List Price	Part Number	List Price	Part Number	List Price	Part Number	List Price
	60"H x 37"W x 20"D, Initial	246	31-6020P	\$3,200	31-6020PM	\$3,300	H31-6020P	\$4,111	T31-6020P	\$3,499
	60"H x 36"W x 20"D, Adder	216	31-6020PA	\$2,718	31-6020PAM	\$2,818	H31-6020PA	\$3,662	T31-6020PA	\$3,233
	60"H x 37"W x 24"D, Initial	270	31-6024P	\$3,289	31-6024PM	\$3,932	H31-6024P	\$4,111	T31-6024P	\$3,499
	60"H x 36"W x 24"D, Adder	222	31-6024PA	\$2,800	31-6024PAM	\$3,394	H31-6024PA	\$3,662	T31-6024PA	\$3,233

60" high double sided picture book shelf unit includes top, two toe plates, two bottom and four adjustable shelves.



72" High	Description	Wgt.	Part Number	List Price	Part Number	List Price	Part Number	List Price	Part Number	List Price
	72"H x 37"W x 20"D, Initial	184	31-7220P	\$3,784	31-7220PM	\$4,452	H31-7220P	\$5,158	T31-7220P	\$4,417
	72"H x 36"W x 20"D, Adder	153	31-7220PA	\$3,269	31-7220PAM	\$3,883	H31-7220PA	\$4,548	T31-7220PA	\$4,042
	72"H x 37"W x 24"D, Initial	202	31-7224P	\$3,934	31-7224PM	\$4,640	H31-7224P	\$5,158	T31-7224P	\$4,417
	72"H x 36"W x 24"D, Adder	167	31-7224PA	\$3,343	31-7224PAM	\$2,934	H31-7224PA	\$4,548	T31-7224PA	\$4,042

72" high double sided picture book shelf unit includes top, two toe plates, two bottom and six adjustable shelves.



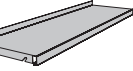
84" High	Description	Wgt.	Part Number	List Price	Part Number	List Price	Part Number	List Price	Part Number	List Price
	84"H x 37"W x 20"D, Initial	188	31-8420P	\$3,995	31-8420PM	\$4,683	H31-8420P	\$6,012	T31-8420P	\$4,993
	84"H x 36"W x 20"D, Adder	157	31-8420PA	\$3,472	31-8420PAM	\$4,109	H31-8420PA	\$5,124	T31-8420PA	\$4,477
	84"H x 37"W x 24"D, Initial	207	31-8424P	\$4,193	31-8424PM	\$4,927	H31-8424P	\$6,012	T31-8424P	\$4,993
	84"H x 36"W x 24"D, Adder	171	31-8424PA	\$3,539	31-8424PAM	\$4,205	H31-8424PA	\$5,124	T31-8424PA	\$4,477

84" high double sided picture book shelf unit includes a top, two toe plates two bottom and eight adjustable shelves.

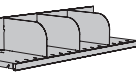

31-Series Accessories

Shelving

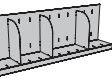
31 Series Individual Adjustable Steel Shelves


Bookcase	Model Number	Description	Wgt.	List Price
	SB321-10SH	10"D X 34-15/16"W Flat Steel Bookcase Shelf	9	\$138
	SB321-12SH	12"D X 34-15/16"W Flat Steel Bookcase Shelf	10	\$150

Magazine Display	Model Number	Description	Wgt.	List Price
	S21-12SH-MAG	Magazine, 12"D X 35"W	11	\$209

Picture Book	Model Number	Description	Wgt.	List Price
	S321-10SH-PB	10" 31, 21, 11 Series Steel Picture Book Shelf	16	\$280
	S321-12SH-PB	12" 31, 21, 11 Series Steel Picture Book Shelf	17	\$252
	S321-10SH-PB-DIV	10" 31, 21, 11 Series Steel Picture Book Divider	0.5	\$31
	S321-12SH-PB-DIV	12" 31, 21, 11 Series Steel Picture Book Divider	0.5	\$27

Browser Bins	Model Number	Description	Wgt.	List Price
	S321-12SH-BB	12" 31, 21, 11 Series Steel Browser Bins shelf		\$292

Multi-Media Display	Model Number	Description	Wgt.	List Price
	31-10SH-MM	10" 31 Series steel multi-media shelf		\$428
	31-12SH-MM	12" 31 Series steel multi-media shelf		\$436
	31-10SH-MM-DIV	10" 31 Series steel MM divider		\$31
	31-12SH-MM-DIV	12" 31 Series steel MM divider		\$31

Sliding Book Support	Model Number	Description	Wgt.	List Price
	21-BS10	10"L x 4:H Sliding Book Support for standard steel shelves	0.5	\$39

Tops for 31-series Bookcases

Top-Single Faced Unit	Model Number	Description	Wgt.	List Price
	31-STP10	10"D x 36"W		\$216
	31-STP12	12"D x 36"W		\$228

Top-Double Faced Unit	Model Number	Description	Wgt.	List Price
	31-DTP10	20"D x 36"W		\$305
	31-DTP12	24"D x 36"W		\$329

Optional leveling Glides	Model Number	Description	Wgt.	List Price
	31-LK	Set of 2 leveling glides		\$16

Wall Mounting Brackets for Single Faced Shelf Units	Model Number	Description	Wgt.	List Price
	31-SFMB	Set of 2 mounting brackets		\$48

Set Up Charges and Upcharges for Non-Standard and Custom Finishes

Model Number	Description	List Price
Group 2 Powder Coat	Set up charge, per color, per order, for Group 2 Powder Coat	\$329
Non-Standard PVC	Upcharge, per color, per order, for non-standard PVC	\$911
Custom Finish	Upcharge for custom stain finish	\$640
Non-Standard Stain	Upcharge for non-standard stains already matched	\$283
Sprayon Finish	Upcharge, per color, per order, for Sprayon finish	\$329

Leveling Glide Kits

Model Number	Description	Wgt.	List Price
31-LK	Leveling glide kit/panel		\$16

* Order 1 Kit for an adder, 2 Kits for a starter