

31 SERIES

Shelving



31-7212
31-4824



12.5"D x 37"W x 72"H
24"D x 37"W x 48"H

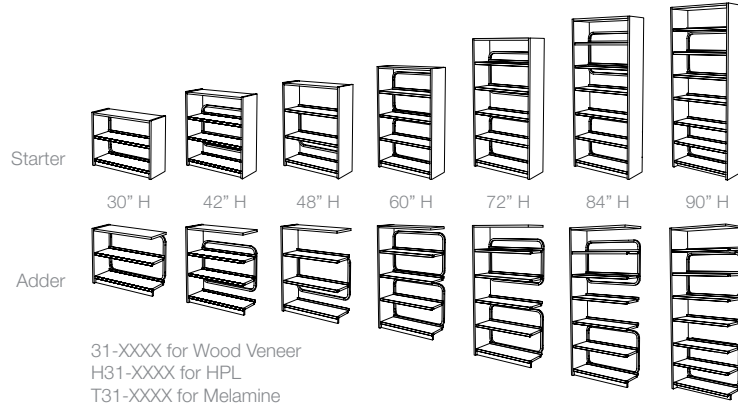
31 SERIES

STATEMENT OF LINE

31-Series Single Faced Units



31-4210
31-4210A Adder
31-4212
31-4212A Adder



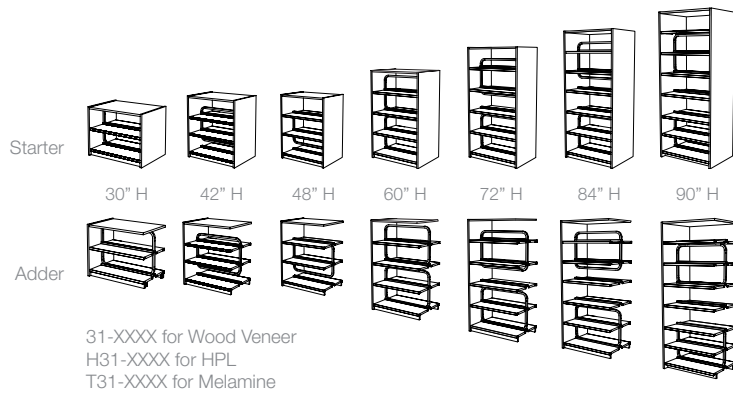
31-Series Double Faced Units



31-4226-MOB-TAP



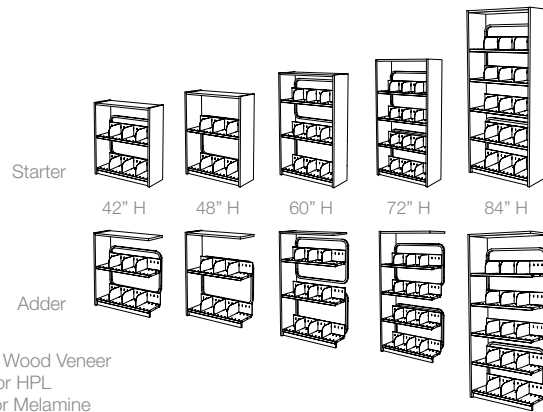
31-4220
31-4220A Adder
31-4224
31-4224A Adder



31-Series Picture Book Single Faced Units



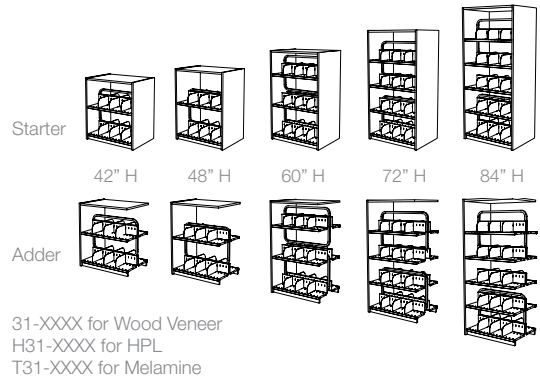
31-4212P
31-4212PA Adder



31 SERIES

STATEMENT OF LINE

31-Series Picture Book Double Faced Units



Examples of 31 Series Units



*Magazine & Multimedia shelves are sold and added separately.

Mobile Unit Construction



Mobile Standard Units: 42" H, 48" H
Mobile Magazine Display Units: 42" H, 48" H
Mobile Picture Book Display Units: 42" H, 48" H
* Applies to Double Faced Units only
* Maximum load capacity 800lbs.



Mobile toe assembly:

A steel chassis is fit to the inside of the toe assembly. Casters are bolted to the chassis with 1/4"-20 bolts and nylon insert lock nuts and the entire assembly is attached to the end panel. The steel chassis provides formed flanges under the toe and end panels for extra support. Casters are 2" diameter, non-locking. The mobile bookcase sits 1/2" off the floor.

31 SERIES CONSTRUCTION

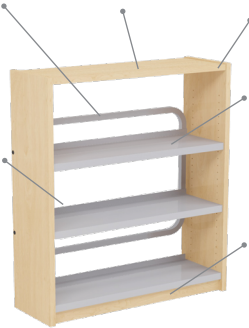
Wood Veneer Surfaces

Frame: 1" square 18-gauge steel tubing. Bolts to end and intermediate panels.

Top: veneer core; veneer faces; wood banding.

Locking cam fasteners lock the top and sides into place.

End and intermediate panels: veneer core; veneer faces; wood banding.



Adjustable shelves: 18-gauge steel with 1-1/4" deep triple bent edge and a 1-1/4" tall bookstop lip.

Toe Plates: veneer core; veneer face; attached to panels using 14-gauge steel brackets.

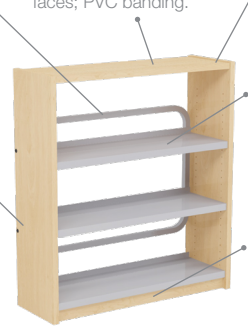
High-Pressure Laminate Surfaces

Frame: 1" square 18-gauge steel tubing. Bolts to end and intermediate panels.

Top: particle board core, high-pressure laminate faces; PVC banding.

Locking cam fasteners lock the top and sides into place.

End and intermediate panels: particle board core; high-pressure laminate on both faces; PVC banding.



Adjustable shelves: 18-gauge steel with 1-1/4" deep triple bent edge and a 1-1/4" tall bookstop lip.

Toe Plates: particle board core; high pressure laminate face; attached to panels using 14-gauge steel brackets.


Melamine Surfaces

Back: 1" square 18-gauge steel tubing bolts to end and intermediate panels.

Top: particle board core; melamine faces; PVC banding.

Locking cam fasteners lock the top and sides into place.

End and intermediate panels: particle board core; melamine faces; PVC banding.



Adjustable shelves: 18-gauge steel with 1-1/4" deep triple bent edge and a 1-1/4" tall bookstop lip.

Toe Plates: particle board core; melamine face; attached to panels using 14-gauge steel brackets.

Design Line End Panels



Bookmark



Charleston



Lexington



Malibu



Puzzle



Definitions



Heritage



Metro



Twist

Starter Adder Construction

Starter and adder units allow you to create a long run of shelving. Initial starter unit comes with two finished end panels or designer end panels. When adding to a run, removal of one end panel is required to finish the end of a run with a finished endpanel or designer panel.



31-4224 Starter

31-4224A Adder

Finish Options



Powder Coat Steel Magazine*



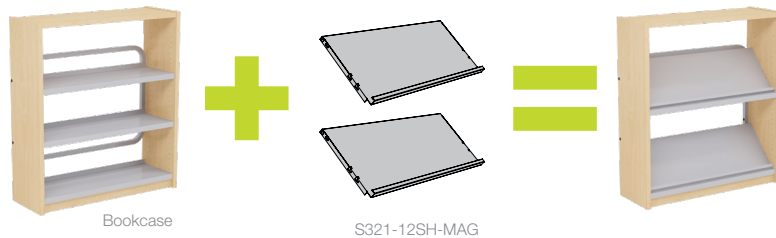
Shown with *LamWow* Laminate Accent Panel

*Magazine Shelves are sold and added separately.

31 SERIES

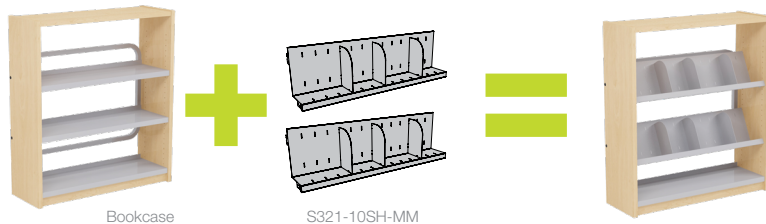
OPTIONS

How To Order a Bookcase with Magazine Shelves



1. Order your 31-Series Bookcase
2. Order the Number of Magazine Shelves you need
3. Arrange and Space your Bookcase Shelves and Install your Magazine Shelves (you may need to remove a shelf).

How To Order a Bookcase with Multimedia Shelves



1. Order your 31-Series Bookcase.
2. Order the Number of Multimedia Shelves you need.
3. Remove Bookcase Shelves and Install your Multimedia Shelves.

Additional Options

Steel Options

- SB321-10SH 10"D Flat Steel Bookcase Shelf
- SB321-12SH 12"D Flat Steel Bookcase Shelf
- S321-12SH-MAG 12" Steel Magazine Shelf
- S321-10SH-PB 10" Steel Picture Book Shelf
- S321-12SH-PB 12" Steel Picture Book Shelf
- S321-10SH-PB-DIV 10" Steel Picture Book Divider
- S321-12SH-PB-DIV 12" Steel Picture Book Divider
- S321-10SH-MM 10" Steel Multi-media Shelf
- S321-12SH-MM 12" Steel Multi-media Shelf
- S321-10SH-MM-DIV 10" Steel MM Divider
- S321-12SH-MM-DIV 12" Steel MM Divider
- S321-12SH-BB Standard Steel Browser Bins Shelf
- 21-BS10 10"L x 4"H Sliding Book Support for Steel Shelves
- 31-LK Adjustable Glides (set of 2)
(2 Glides are required for each vertical panel)

To Order Finishes

Select Finishes

- Select Wood Finish, HPL or Melamine
- Select Powder Coat

Finishes can be found at:
mtcontract.com/resources/finishes



31series_cs_230123

892 Industrial Park Drive
Shelby, MI 49455
P: 231.861.2194 | F: 231.861.6678
www.mtcontract.com
sales@mediatechnologies.com

PURE MICHIGAN®