


AD LIB

Interactive



AD3

36"D x 36"W x 34"H

AD LIB



AD2




AD2C



AD3C



AD3



AD2OC

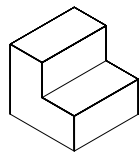
AD LIB

- Fully upholstered modules featuring 2" thick high density upholstery grade foam on seat and 3/4" thick foam on all side surfaces.
- Single needle top stitch.
- 3/4" thick hardwood plywood assembled frame.
- Multi-groove dowel construction.
- Available as 2-tier, 3-tier, 2-tier corner and 3-tier corner modules. (Seating available in both inside and outside facing corners.)
- Base equipped with self-leveling glides.
- Adult versions also available.

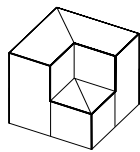
To Order, Choose Finish Selections & Options

Upholstery: Choose fabric for each surface of the unit. Follow the Fabric Schedule on the attached page to specify desired fabric placement.

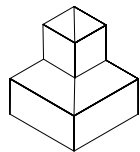
View our fabric choices at <https://www.mtcontract.com/resources/fabrics>



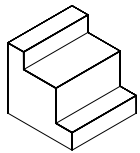
AD2
ADD2



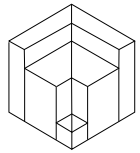
AD2C
ADD2C



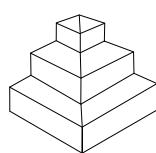
AD2OC
ADD2OC



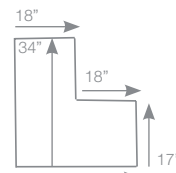
AD3
ADD3



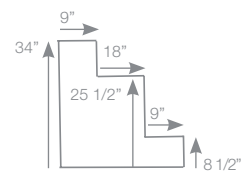
AD3C
ADD3C



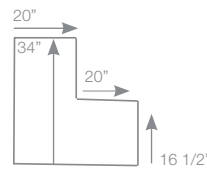
AD3OC
ADD3OC



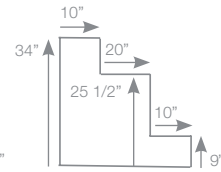
AD2
AD2C
AD2OC



AD3
AD3C
AD3OC



ADD2
ADD2C
ADD2OC



ADD3
ADD3C
ADD3OC

AD LIB 2 TIER STANDARD DIMENSIONS

MODEL	DEPTH"	WIDTH"	HEIGHT"
AD2	36	36	34
ADD2	40	36	34

INSIDE CORNER STANDARD DIMENSIONS

AD2C	36	36	34
ADD2C	40	40	34

OUTSIDE CORNER STANDARD DIMENSIONS

AD2OC	36	36	34
ADD2OC	40	40	34

AD LIB 3 TIER STANDARD DIMENSIONS

MODEL	DEPTH"	WIDTH"	HEIGHT"
AD3	36	36	34
ADD3	40	36	34

INSIDE CORNER STANDARD DIMENSIONS

AD3C	36	36	34
ADD3C	40	40	34

OUTSIDE CORNER STANDARD DIMENSIONS

AD3OC	36	36	34
ADD3OC	40	40	34

General Specifications

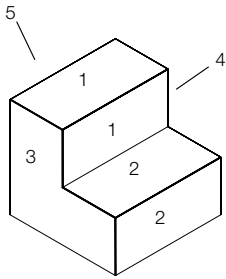
Frame: Frame is assembled with 3/4" thick hardwood plywood assembled frame, multi-groove dowel construction.

Foam and Upholstery: Foam is applied to frame; 3/4" thick, high density upholstery grade foam on horizontal surfaces and 1" thick, high density

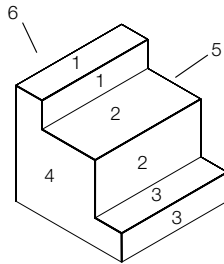
foam on vertical surfaces. All seams are single needle top stitch and fabric is stapled to the interior portion of the frame at the base.

Glides: Unit is equipped with self-leveling glides.

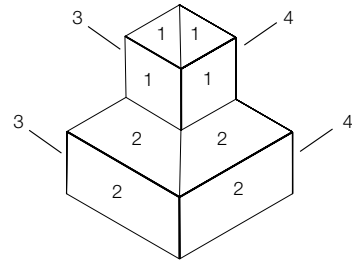
AD LIB FINISH DESIGNATOR



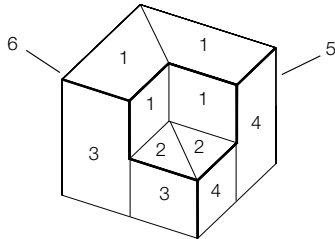
AD2
ADD2



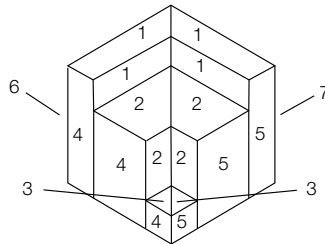
AD3
ADD3



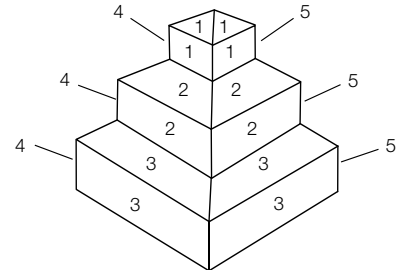
AD2OC



AD2C
ADD2C



AD3C
ADD3C



AD3OC

*COM Yardage:

AD2	5.5 yd	AD3	5.5 yd	AD2C	5.5 yd	AD3C	5.5 yd
ADD2	6 yd	ADD3	6 yd	ADD2C	6 yd	ADD3C	6 yd

Job:

Model Number:

Fabric Schedule:

1 _____

2 _____

3 _____

4 _____

5 _____

6 _____

7 _____

*COM yardage is based on single material. For multiple selections divide number of colors by total faces and factor up by 20%.



adlib-finishdesignator-210108

892 Industrial Park Drive
 Shelby, MI 49455
 P: 231.861.2194 | F: 231.861.6678
 www.mtcontract.com
 sales@mediatechnologies.com

